



Helping Our Members in Need

Your purchase of this book supports
the AAPC Member Hardship Fund.

ICD-10-CM

EXPERT

Diagnosis codes for
providers & facilities

2022

Table of Contents

ICD-10-CM Official Guidelines for Coding and Reporting FY 2022

Note: The Official Guidelines are included in the front of the book for quick reference and have a separate Table of Contents to locate specific coding guidelines.

Guideline Tips

Please visit the publisher's website for updated Guideline Tips for each Tabular List chapter.

Preface 1

List of Features..... 2

Practical Steps for Using the ICD-10-CM Book..... 3

Symbols and Conventions 4

Anatomical Illustrations..... 7

ICD-10-CM Volume 2 Alphabetic Index to Diseases and Injuries 43

ICD-10-CM Table of Neoplasms 359

ICD-10-CM Table of Drugs and Chemicals 371

ICD-10-CM Index to External Causes of Injuries..... 419

ICD-10-CM Volume 1 Tabular List of Diseases and Injuries

Chapter 1	Certain Infectious and Parasitic Diseases (A00-B99)	453
	Chapter 1 Tabular List.....	453
Chapter 2	Neoplasms (C00-D49).....	477
	Chapter 2 Tabular List.....	477
Chapter 3	Diseases of Blood/Blood-Forming Organs & Disorders Involving Immune Mechanism (D50-D89)	515
	Chapter 3 Tabular List.....	515
Chapter 4	Endocrine, Nutritional and Metabolic Diseases (E00-E89)	527
	Anatomy of the Endocrine System.....	527
	Chapter 4 Tabular List.....	529
Chapter 5	Mental, Behavioral and Neurodevelopmental Disorders (F01-F99).....	551
	Chapter 5 Tabular List.....	551
Chapter 6	Diseases of the Nervous System (G00-G99)	581
	Anatomy of the Nervous System	581
	Chapter 6 Tabular List.....	583
Chapter 7	Diseases of the Eye and Adnexa (H00-H59)	603
	Anatomy of the Eye.....	603
	Chapter 7 Tabular List.....	605
Chapter 8	Diseases of the Ear and Mastoid Process (H60-H95).....	643
	Anatomy of the Ear	643
	Chapter 8 Tabular List.....	644

Chapter 9	Diseases of the Circulatory System (I00-I99)	657
	Anatomy of the Cardiovascular System.....	657
	Anatomy of the Lymphatic System	664
	Chapter 9 Tabular List.....	667
Chapter 10	Diseases of the Respiratory System (J00-J99).....	711
	Anatomy of the Respiratory System	711
	Chapter 10 Tabular List.....	714
Chapter 11	Diseases of the Digestive System (K00-K95)	729
	Anatomy of the Digestive System	729
	Chapter 11 Tabular List.....	732
Chapter 12	Diseases of the Skin and Subcutaneous Tissue (L00-L99)	757
	Anatomy of the Integumentary System.....	757
	Chapter 12 Tabular List.....	759
Chapter 13	Diseases of the Musculoskeletal System and Connective Tissue (M00-M99)	781
	Anatomy of the Musculoskeletal System.....	781
	Chapter 13 Tabular List.....	788
Chapter 14	Diseases of the Genitourinary System (N00-N99).....	879
	Anatomy of the Male Reproductive System	879
	Anatomy of the Urinary System	880
	Chapter 14 Tabular List.....	882
Chapter 15	Pregnancy, Childbirth and the Puerperium (O00-O9A)....	901
	Anatomy of the Female Reproductive System.....	901
	Chapter 15 Tabular List.....	903
Chapter 16	Certain Conditions Originating in the Perinatal Period (P00-P96).....	941
	Chapter 16 Tabular List.....	941
Chapter 17	Congenital Malformations, Deformations, and Chromosomal Abnormalities (Q00-Q99)	953
	Chapter 17 Tabular List.....	953
Chapter 18	Symptoms, Signs, and Abnormal Clinical and Laboratory Findings, Not Elsewhere Classified (R00-R99).....	971
	Chapter 18 Tabular List.....	971
Chapter 19	Injury, Poisoning, and Certain Other Consequences of External Causes (S00-T88)	991
	Chapter 19 Tabular List.....	991
Chapter 20	External Causes of Morbidity (V00-Y99)	1205
	Chapter 20 Tabular List.....	1205
Chapter 21	Factors Influencing Health Status and Contact with Health Services (Z00-Z99).....	1279
	Chapter 21 Tabular List.....	1279
Chapter 22	Codes for Special Purposes (U00-U85).....	1315

Appendix A: Z Codes for Long-term Use of Drugs 1317

Appendix B: Symbols for 7th-Character Codes..... 1329

Appendix C: Summary of 2022 ICD-10-CM Changes 1353

ICD-10-CM Official Guidelines for Coding and Reporting FY 2022

(October 1, 2021 - September 30, 2022)

Narrative changes appear in bold text

Items underlined have been moved within the guidelines since the FY 2021 version
Italics are used to indicate revisions to heading changes

The Centers for Medicare and Medicaid Services (CMS) and the National Center for Health Statistics (NCHS), two departments within the U.S. Federal Government's Department of Health and Human Services (DHHS) provide the following guidelines for coding and reporting using the International Classification of Diseases, 10th Revision, Clinical Modification (ICD-10-CM). These guidelines should be used as a companion document to the official version of the ICD-10-CM as published on the NCHS website. The ICD-10-CM is a morbidity classification published by the United States for classifying diagnoses and reason for visits in all health care settings. The ICD-10-CM is based on the ICD-10, the statistical classification of disease published by the World Health Organization (WHO).

These guidelines have been approved by the four organizations that make up the Cooperating Parties for the ICD-10-CM: the American Hospital Association (AHA), the American Health Information Management Association (AHIMA), CMS, and NCHS.

These guidelines are a set of rules that have been developed to accompany and complement the official conventions and instructions provided within the ICD-10-CM itself. The instructions and conventions of the classification take precedence over guidelines. These guidelines are based on the coding and sequencing instructions in the Tabular List and Alphabetic Index of ICD-10-CM, but provide additional instruction. Adherence to these guidelines when assigning ICD-10-CM diagnosis codes is required under the Health Insurance Portability and Accountability Act (HIPAA). The diagnosis codes (Tabular List and Alphabetic Index) have been adopted under HIPAA for all healthcare settings. A joint effort between the healthcare provider and the coder is essential to achieve complete and accurate documentation, code assignment, and reporting of diagnoses and procedures. These guidelines have been developed to assist both the healthcare provider and the coder in identifying those diagnoses that are to be reported. The importance of consistent, complete documentation in the medical record cannot be overemphasized. Without such documentation accurate coding cannot be achieved. The entire record should be reviewed to determine the specific reason for the encounter and the conditions treated.

The term encounter is used for all settings, including hospital admissions. In the context of these guidelines, the term provider is used throughout the guidelines to mean physician or any qualified health care practitioner who is legally accountable for establishing the patient's diagnosis. Only this set of guidelines, approved by the Cooperating Parties, is official.

The guidelines are organized into sections. Section I includes the structure and conventions of the classification and general guidelines that apply to the entire classification, and chapter-specific guidelines that correspond to the chapters as they are arranged in the classification. Section II includes guidelines for selection of principal diagnosis for non-outpatient settings. Section III includes guidelines for reporting additional diagnoses in non-outpatient settings. Section IV is for outpatient coding and reporting. It is necessary to review all sections of the guidelines to fully understand all of the rules and instructions needed to code properly.

ICD-10-CM Official Guidelines for Coding and Reporting FY 2022..... G1

Section I. Conventions, General Coding Guidelines and Chapter

Specific Guidelines G3

A. Conventions for the ICD-10-CM.....	G3
1. The Alphabetic Index and Tabular List.....	G3
2. Format and Structure:.....	G3
3. Use of codes for reporting purposes.....	G3
4. Placeholder character.....	G3
5. 7 th Characters.....	G3
6. Abbreviations.....	G3
a. Alphabetic Index abbreviations.....	G3
b. Tabular List abbreviations.....	G3
7. Punctuation.....	G3
8. Use of "and".....	G3
9. Other and Unspecified codes (See Fig. I.A.9).....	G3
a. "Other" codes.....	G3
b. "Unspecified" codes.....	G3
10. Includes Notes.....	G3
11. Inclusion terms.....	G3
12. Excludes Notes.....	G3
a. Excludes1.....	G3
b. Excludes2.....	G4
13. Etiology/manifestation convention ("code first", "use additional code" and "in diseases classified elsewhere" notes).....	G4
14. "And".....	G4
15. "With".....	G4
16. "See" and "See Also".....	G4
17. "Code also" note.....	G4
18. Default codes.....	G4
19. Code assignment and Clinical Criteria.....	G4
B. General Coding Guidelines.....	G4
1. Locating a code in the ICD-10-CM (See Fig. I.B.1).....	G4
2. Level of Detail in Coding.....	G4
3. Code or codes from A00.0 through T88.9, Z00-Z99.8, U00-U85.....	G4
4. Signs and symptoms.....	G5
5. Conditions that are an integral part of a disease process.....	G5

6. Conditions that are not an integral part of a disease process.....	G5
7. Multiple coding for a single condition.....	G5
8. Acute and Chronic Conditions.....	G5
9. Combination Code.....	G5
10. Sequela (Late Effects).....	G5
11. Impending or Threatened Condition (See Fig. I.B.11).....	G5
12. Reporting Same Diagnosis Code More than Once.....	G5
13. Laterality.....	G5
14. Documentation by Clinicians Other than the Patient's Provider.....	G6
15. Syndromes.....	G6
16. Documentation of Complications of Care.....	G6
17. Borderline Diagnosis.....	G6
18. Use of Sign/Symptom/Unspecified Codes.....	G6
19. Coding for Healthcare Encounters in Hurricane Aftermath.....	G6
a. Use of External Cause of Morbidity Codes.....	G6
b. Sequencing of External Causes of Morbidity Codes.....	G6
c. Other External Causes of Morbidity Code Issues.....	G6
d. Use of Z codes.....	G7
C. Chapter-Specific Coding Guidelines.....	G7
1. Chapter 1: Certain Infectious and Parasitic Diseases (A00-B99), U07.1, U09.9.....	G7
a. Human Immunodeficiency Virus (HIV) Infections.....	G7
b. Infectious agents as the cause of diseases classified to other chapters.....	G7
c. Infections resistant to antibiotics.....	G7
d. Sepsis, Severe Sepsis, and Septic Shock Infections resistant to antibiotics (See Fig. 1.C.1.d).....	G8
e. Methicillin Resistant Staphylococcus aureus (MRSA) Conditions.....	G9
f. Zika virus infections.....	G9
g. Coronavirus infections.....	G9
2. Chapter 2: Neoplasms (C00-D49).....	G10
a. Treatment directed at the malignancy.....	G10
b. Treatment of secondary site.....	G10
c. Coding and sequencing of complications (See Table I.C.2.c.1).....	G10
d. Primary malignancy previously excised.....	G11
e. Admissions/Encounters involving chemotherapy, immunotherapy and radiation therapy.....	G11
f. Admission/encounter to determine extent of malignancy.....	G11
g. Symptoms, signs, and abnormal findings listed in Chapter 18 associated with neoplasms.....	G11
h. Admission/encounter for pain control/management.....	G11
i. Malignancy in two or more noncontiguous sites.....	G11
j. Disseminated malignant neoplasm, unspecified.....	G11
k. Malignant neoplasm without specification of site.....	G11
l. Sequencing of neoplasm codes.....	G11
m. Current malignancy versus personal history of malignancy.....	G12
n. Leukemia, Multiple Myeloma, and Malignant Plasma Cell Neoplasms in remission versus personal history.....	G13
o. Aftercare following surgery for neoplasm.....	G13
p. Follow-up care for completed treatment of a malignancy.....	G13
q. Prophylactic organ removal for prevention of malignancy.....	G13
r. Malignant neoplasm associated with transplanted organ.....	G13
s. Breast Implant Associated Anaplastic Large Cell Lymphoma.....	G13
3. Chapter 3: Disease of the blood and blood-forming organs and certain disorders involving the immune mechanism (D50-D89).....	G13
Reserved for future guideline expansion.....	G13
4. Chapter 4: Endocrine, Nutritional, and Metabolic Diseases (E00-E89).....	G13
a. Diabetes mellitus (See Fig. I.C.4.a).....	G13
5. Chapter 5: Mental, Behavioral and Neurodevelopmental disorders (F01-F99).....	G14
a. Pain disorders related to psychological factors.....	G14
b. Mental and behavioral disorders due to psychoactive substance use.....	G14
c. Factitious Disorder.....	G14
6. Chapter 6: Diseases of the Nervous System (G00-G99).....	G14
a. Dominant/nondominant side.....	G14
b. Pain - Category G89.....	G14
7. Chapter 7: Diseases of the Eye and Adnexa (H00-H59).....	G15
a. Glaucoma.....	G15
b. Blindness.....	G15
8. Chapter 8: Diseases of the Ear and Mastoid Process (H60-H95).....	G15
Reserved for future guideline expansion.....	G16
9. Chapter 9: Diseases of the Circulatory System (I00-I99).....	G16
a. Hypertension (See Figure I.C.9.a).....	G16
b. Atherosclerotic Coronary Artery Disease and Angina.....	G17
c. Intraoperative and Postprocedural Cerebrovascular Accident.....	G17
d. Sequelae of Cerebrovascular Disease.....	G17
e. Acute myocardial infarction (AMI).....	G17
10. Chapter 10: Diseases of the Respiratory System (J00-J99), U07.0.....	G18
a. Chronic Obstructive Pulmonary Disease [COPD] and Asthma.....	G18
b. Acute Respiratory Failure (See Fig. 1.C.10.b).....	G18
c. Influenza due to certain identified influenza viruses.....	G18
d. Ventilator associated Pneumonia.....	G18
e. Vaping-related disorders.....	G18

11. Chapter 11: Diseases of the Digestive System (K00-K95) Reserved for future guideline expansion	G18	21. Chapter 21: Factors influencing health status and contact with health services (Z00-Z99)	G29
12. Chapter 12: Diseases of the Skin and Subcutaneous Tissue (L00-L99)	G18	a. Use of Z Codes in Any Healthcare Setting	G29
a. Pressure ulcer stage codes (See Fig. I.C.12.a)	G18	b. Z Codes Indicate a Reason for an Encounter or Provide Additional Information about a Patient Encounter	G29
b. Non-Pressure Chronic Ulcers	G19	c. Categories of Z Codes	G29
13. Chapter 13: Diseases of the Musculoskeletal System and Connective Tissue (M00-M99)	G19	22. Chapter 22: Codes for Special Purposes (U00-U85)	G33
a. Site and laterality	G19	Section II. Selection of Principal Diagnosis	G33
b. Acute traumatic versus chronic or recurrent musculoskeletal conditions	G19	A. Codes for symptoms, signs, and ill-defined conditions	G33
c. Coding of Pathologic Fractures (See Fig. I.C.13.c)	G19	B. Two or more interrelated conditions, each potentially meeting the definition for principal diagnosis.	G34
d. Osteoporosis	G19	C. Two or more diagnoses that equally meet the definition for principal diagnosis	G34
e. Multisystem Inflammatory Syndrome	G19	D. Two or more comparative or contrasting conditions	G34
14. Chapter 14: Diseases of Genitourinary System (N00-N99)	G20	E. A symptom(s) followed by contrasting/comparative diagnoses	G34
a. Chronic kidney disease	G20	F. Original treatment plan not carried out	G34
15. Chapter 15: Pregnancy, Childbirth, and the Puerperium (O00-O9A)	G20	G. Complications of surgery and other medical care	G34
a. General Rules for Obstetric Cases	G20	H. Uncertain Diagnosis	G34
b. Selection of OB Principal or First-listed Diagnosis	G21	I. Admission from Observation Unit	G34
c. Pre-existing conditions versus conditions due to the pregnancy ..	G21	1. Admission Following Medical Observation	G34
d. Pre-existing hypertension in pregnancy	G21	2. Admission Following Post-Operative Observation	G34
e. Fetal Conditions Affecting the Management of the Mother	G21	J. Admission from Outpatient Surgery	G34
f. HIV Infection in Pregnancy, Childbirth and the Puerperium	G21	K. Admissions/Encounters for Rehabilitation	G34
g. Diabetes mellitus in pregnancy (See Fig. I.C.15.g)	G21	Section III. Reporting Additional Diagnoses (See Fig. Section III)	G34
h. Long term use of insulin and oral hypoglycemics	G21	A. Previous conditions	G34
i. Gestational (pregnancy induced) diabetes (See Fig. I.C.15.g)	G21	B. Abnormal findings	G34
j. Sepsis and septic shock complicating abortion, pregnancy, childbirth and the puerperium	G21	C. Uncertain Diagnosis	G34
k. Puerperal sepsis	G21	Section IV. Diagnostic Coding and Reporting Guidelines for Outpatient Services	G35
l. Alcohol, tobacco and drug use during pregnancy, childbirth and the puerperium	G22	A. Selection of first-listed condition	G35
m. Poisoning, toxic effects, adverse effects and underdosing in a pregnant patient	G22	1. Outpatient Surgery	G35
n. Normal Delivery, Code O80	G22	2. Observation Stay	G35
o. The Peripartum and Postpartum Periods	G22	B. Codes from A00.0 through T88.9, Z00-Z99, U00-U85	G35
p. Code O94, Sequelae of complication of pregnancy, childbirth, and the puerperium	G23	C. Accurate reporting of ICD-10-CM diagnosis codes	G35
q. Termination of Pregnancy and Spontaneous abortions	G23	D. Codes that describe symptoms and signs	G35
r. Abuse in a pregnant patient	G23	E. Encounters for circumstances other than a disease or injury	G35
s. COVID-19 infection in pregnancy, childbirth, and the puerperium	G23	F. Level of Detail in Coding	G35
16. Chapter 16: Certain Conditions Originating in the Perinatal Period (P00-P96)	G23	1. ICD-10-CM codes with 3, 4, 5, 6 or 7 characters	G35
a. General Perinatal Rules	G23	2. Use of full number of characters required for a code	G35
b. Observation and Evaluation of Newborns for Suspected Conditions not Found	G23	3. Highest level of specificity	G35
c. Coding Additional Perinatal Diagnoses	G24	G. ICD-10-CM code for the diagnosis, condition, problem, or other reason for encounter/visit	G35
d. Prematurity and Fetal Growth Retardation	G24	H. Uncertain diagnosis (See Fig. IV. H)	G35
e. Low birth weight and immaturity status	G24	I. Chronic diseases	G36
f. Bacterial Sepsis of Newborn	G24	J. Code all documented conditions that coexist	G36
g. Stillbirth	G24	K. Patients receiving diagnostic services only	G36
h. COVID-19 Infection in Newborn	G24	L. Patients receiving therapeutic services only	G36
17. Chapter 17: Congenital malformations, deformations, and chromosomal abnormalities (Q00-Q99)	G24	M. Patients receiving preoperative evaluations only (See Fig. IV. M)	G36
18. Chapter 18: Symptoms, signs, and abnormal clinical and laboratory findings, not elsewhere classified (R00-R99)	G24	N. Ambulatory surgery	G36
a. Use of symptom codes	G24	O. Routine outpatient prenatal visits	G36
b. Use of a symptom code with a definitive diagnosis code	G24	P. Encounters for general medical examinations with abnormal findings	G36
c. Combination codes that include symptoms	G24	Q. Encounters for routine health screenings	G36
d. Repeated falls	G24	Appendix I Present on Admission Reporting Guidelines (See Fig. Appendix I). G36	
e. Coma	G24	List of Figures	
f. Functional quadriplegia	G24	Figure I.A.9: Other and Unspecified Codes	G3
g. SIRS due to Non-Infectious Process	G24	Figure I.B.1: Locating a Code in the ICD-10-CM	G4
h. Death NOS	G25	Figure I.B.11: Impending or Threatened Condition	G5
i. NIHSS Stroke Scale	G25	Figure I.C.1.a.2.d: Asymptomatic Human Immunodeficiency Virus	G7
19. Chapter 19: Injury, poisoning, and certain other consequences of external causes (S00-T88)	G25	Figure I.C.1.d: Sepsis, Severe Sepsis, and Septic Shock	G8
a. Application of 7 th Characters in Chapter 19	G25	Figure I.C.4.a: Diabetes Mellitus (DM)	G12
b. Coding of Injuries	G25	Figure I.C.4.a.2: Type of Diabetes Mellitus Not Documented	G13
c. Coding of Traumatic Fractures (See Fig. I.C.19.c)	G25	Figure I.C.5.b.2: Psychoactive Substance Use, Abuse and Dependence	G14
d. Coding of Burns and Corrosions	G25	Figure I.C.9.a: Hypertension (HTN)	G16
e. Adverse Effects, Poisoning, Underdosing and Toxic Effects	G26	Figure I.C.10.b: Acute Respiratory Failure	G18
f. Adult and child abuse, neglect and other maltreatment	G27	Figure I.C.12.a: Pressure Ulcer Stage Codes	G19
g. Complications of care	G27	Figure I.C.13.c: Coding of Pathologic Fractures	G20
20. Chapter 20: External Causes of Morbidity (V00-Y99)	G28	Figure I.C.15.a.1: Codes From Chapter 15 and Sequencing Priority (Coding for Pregnancy)	G20
a. General External Cause Coding Guidelines	G28	Figure I.C.15.g: Conditions Affecting Pregnancy	G22
b. Place of Occurrence Guideline	G28	Figure I.C.19.c: Coding of Traumatic Fractures	G26
c. Activity Code	G28	Figure I.C.21.c.5: Screening vs. Therapeutic	G31
d. Place of Occurrence, Activity, and Status Codes Used with other External Cause Code	G28	Figure Section III: Reporting Additional Diagnoses	G35
e. If the Reporting Format Limits the Number of External Cause Codes	G28	Figure IV.H: Uncertain Diagnosis	G35
f. Multiple External Cause Coding Guidelines	G28	Figure IV.M: Patients Receiving Preoperative Evaluations Only	G36
g. Child and Adult Abuse Guideline	G29	Figure Appendix I: Present on Admission Reporting Guidelines	G37
h. Unknown or Undetermined Intent Guideline	G29	List of Tables	
i. Sequelae (Late Effects) of External Cause Guidelines	G29	Table I.C.2.c.1: Coding and Sequencing of Complications	G11
j. Terrorism Guidelines	G29	Table I.C.19.e: Adverse Effect, Poisoning, Underdosing, and Toxic Effects	G27
k. External Cause Status	G29		

4. Signs and symptoms

Codes that describe symptoms and signs, as opposed to diagnoses, are acceptable for reporting purposes when a related definitive diagnosis has not been established (confirmed) by the provider. Chapter 18 of ICD-10-CM, Symptoms, Signs, and Abnormal Clinical and Laboratory Findings, Not Elsewhere Classified (codes R00.0 - R99) contains many, but not all, codes for symptoms.

See Section I.B.18 Use of Signs/Symptom/Unspecified Codes.

5. Conditions that are an integral part of a disease process

Signs and symptoms that are associated routinely with a disease process should not be assigned as additional codes, unless otherwise instructed by the classification.

6. Conditions that are not an integral part of a disease process

Additional signs and symptoms that may not be associated routinely with a disease process should be coded when present.

7. Multiple coding for a single condition

In addition to the etiology/manifestation convention that requires two codes to fully describe a single condition that affects multiple body systems, there are other single conditions that also require more than one code. "Use additional code" notes are found in the Tabular List at codes that are not part of an etiology/manifestation pair where a secondary code is useful to fully describe a condition. The sequencing rule is the same as the etiology/manifestation pair, "use additional code" indicates that a secondary code should be added, if known.

For example, for bacterial infections that are not included in chapter 1, a secondary code from category B95, Streptococcus, Staphylococcus, and Enterococcus, as the cause of diseases classified elsewhere, or B96, Other bacterial agents as the cause of diseases classified elsewhere, may be required to identify the bacterial organism causing the infection. A "use additional code" note will normally be found at the infectious disease code, indicating a need for the organism code to be added as a secondary code.

"Code first" notes are also under certain codes that are not specifically manifestation codes but may be due to an underlying cause. When there is a "code first" note and an underlying condition is present, the underlying condition should be sequenced first, if known.

"Code, if applicable, any causal condition first" notes indicate that this code may be assigned as a principal diagnosis when the causal condition is unknown or not applicable. If a causal condition is known, then the code for that condition should be sequenced as the principal or first-listed diagnosis.

Multiple codes may be needed for sequela, complication codes and obstetric codes to more fully describe a condition. See the specific guidelines for these conditions for further instruction.

8. Acute and Chronic Conditions

If the same condition is described as both acute (subacute) and chronic, and separate subentries exist in the Alphabetic Index at the same indentation level, code both and sequence the acute (subacute) code first.

9. Combination Code

A combination code is a single code used to classify:

Two diagnoses, or

A diagnosis with an associated secondary process (manifestation)

A diagnosis with an associated complication

Combination codes are identified by referring to subterm entries in the Alphabetic Index and by reading the inclusion and exclusion notes in the Tabular List.

Assign only the combination code when that code fully identifies the diagnostic conditions involved or when the Alphabetic Index so directs. Multiple coding should not be used when the classification provides a combination code that clearly identifies all of the elements documented in the diagnosis. When the combination code lacks necessary specificity in describing the manifestation or complication, an additional code should be used as a secondary code.

10. Sequela (Late Effects)

A sequela is the residual effect (condition produced) after the acute phase of an illness or injury has terminated. There is no time limit on when a sequela code can be used. The residual may be apparent early, such as in cerebral infarction, or it may occur months or years later, such as that due to a previous injury. Examples of sequela include: scar formation resulting from a burn, deviated septum due to a nasal fracture, and infertility due to tubal occlusion from old tuberculosis. Coding of sequela generally requires two codes sequenced in the following order: the condition or nature of the sequela is sequenced first. The sequela code is sequenced second.

An exception to the above guidelines are those instances where the code for the sequela is followed by a manifestation code identified in the Tabular List and title, or the sequela code has been expanded (at the fourth, fifth or sixth character levels) to include the manifestation(s). The code for the acute phase of an illness or injury that led to the sequela is never used with a code for the late effect.

See Section I.C.9. Sequelae of cerebrovascular disease.

See Section I.C.15. Sequelae of complication of pregnancy, childbirth and the puerperium.

See Section I.C.19. Application of 7th characters for Chapter 19.

11. Impending or Threatened Condition (See Fig. I.B.11)

Code any condition described at the time of discharge as "impending" or "threatened" as follows:

If it did occur, code as confirmed diagnosis.

If it did not occur, reference the Alphabetic Index to determine if the condition has a subentry term for "impending" or "threatened" and also reference main term entries for "Impending" and for "Threatened."

If the subterms are listed, assign the given code.

If the subterms are not listed, code the existing underlying condition(s) and not the condition described as impending or threatened.

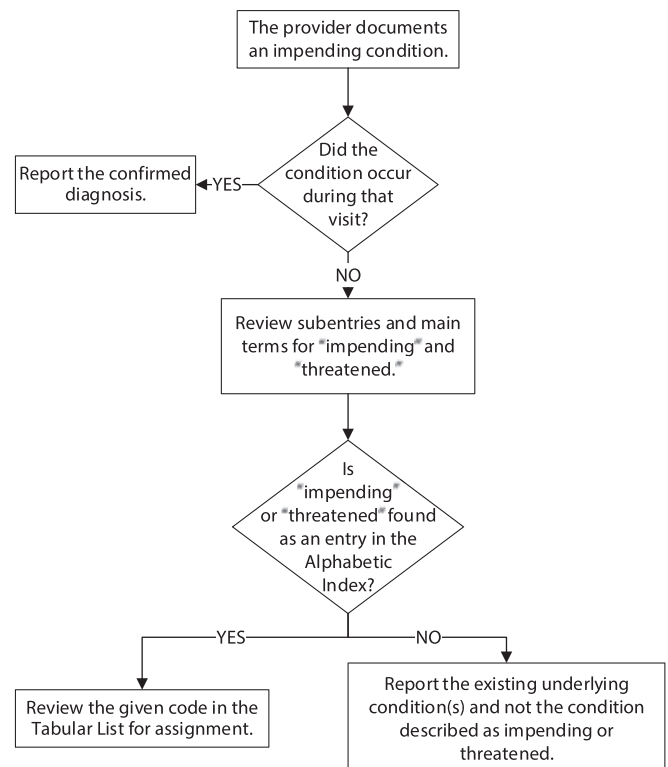
12. Reporting Same Diagnosis Code More than Once

Each unique ICD-10-CM diagnosis code may be reported only once for an encounter. This applies to bilateral conditions when there are no distinct codes identifying laterality or two different conditions classified to the same ICD-10-CM diagnosis code.

13. Laterality

Some ICD-10-CM codes indicate laterality, specifying whether the condition occurs on the left, right or is bilateral. If no bilateral code is provided and the condition is bilateral, assign separate codes for both the left and right side. If the side is not identified in the medical record, assign the code for the unspecified side.

When a patient has a bilateral condition and each side is treated during separate encounters, assign the "bilateral" code (as the condition still exists on both sides), including for the encounter to treat the first side. For the second encounter for treatment after one side has previously been treated and the



©AAPC. All Rights Reserved.

Figure I.B.11: Impending or Threatened Condition

8. Chapter 8: Diseases of the Ear and Mastoid Process (H60-H95)

Reserved for future guideline expansion.

9. Chapter 9: Diseases of the Circulatory System (I00-I99)

a. Hypertension (See Figure I.C.9.a)

The classification presumes a causal relationship between hypertension and heart involvement and between hypertension and kidney involvement, as the two conditions are linked by the term “with” in the Alphabetic Index. These conditions should be coded as related even in the absence of provider documentation explicitly linking them, unless the documentation clearly states the conditions are unrelated.

For hypertension and conditions not specifically linked by relational terms such as “with,” “associated with” or “due to” in the classification, provider documentation must link the conditions in order to code them as related.

1) Hypertension with Heart Disease

Hypertension with heart conditions classified to I50.- or I51.4- I51.7, I51.89, I51.9, are assigned to a code from category I11, Hypertensive heart disease. Use additional code(s) from category I50, Heart failure, to identify the type(s) of heart failure in those patients with heart failure.

The same heart conditions (I50.-, I51.4-I51.7, I51.89, I51.9) with hypertension are coded separately if the provider has documented they are unrelated to the hypertension. Sequence according to the circumstances of the admission/encounter.

2) Hypertensive Chronic Kidney Disease

Assign codes from category I12, Hypertensive chronic kidney disease, when both hypertension and a condition classifiable to category N18, Chronic kidney disease (CKD), are present. CKD should not be coded as hypertensive if the provider indicates the CKD is not related to the hypertension.

The appropriate code from category N18 should be used as a secondary code with a code from category I12 to identify the stage of chronic kidney disease.

See Section I.C.14. Chronic kidney disease.

If a patient has hypertensive chronic kidney disease and acute renal failure, the acute renal failure should also be coded. Sequence according to the circumstances of the admission/encounter.

3) Hypertensive Heart and Chronic Kidney Disease

Assign codes from combination category I13, Hypertensive heart and chronic kidney disease, when there is hypertension with both heart and kidney involvement. If heart failure is present, assign an additional code from category I50 to identify the type of heart failure.

The appropriate code from category N18, Chronic kidney disease, should be used as a secondary code with a code from category I13 to identify the stage of chronic kidney disease.

See Section I.C.14. Chronic kidney disease.

The codes in category I13, Hypertensive heart and chronic kidney disease, are combination codes that include hypertension, heart disease and chronic kidney disease. The Includes note at I13 specifies that the conditions included at I11 and I12 are included together in I13. If a patient has hypertension, heart disease and chronic kidney disease, then a code from I13 should be used, not individual codes for hypertension, heart disease and chronic kidney disease, or codes from I11 or I12.

For patients with both acute renal failure and chronic kidney disease, the acute renal failure should also be coded. Sequence according to the circumstances of the admission/encounter.

4) Hypertensive Cerebrovascular Disease

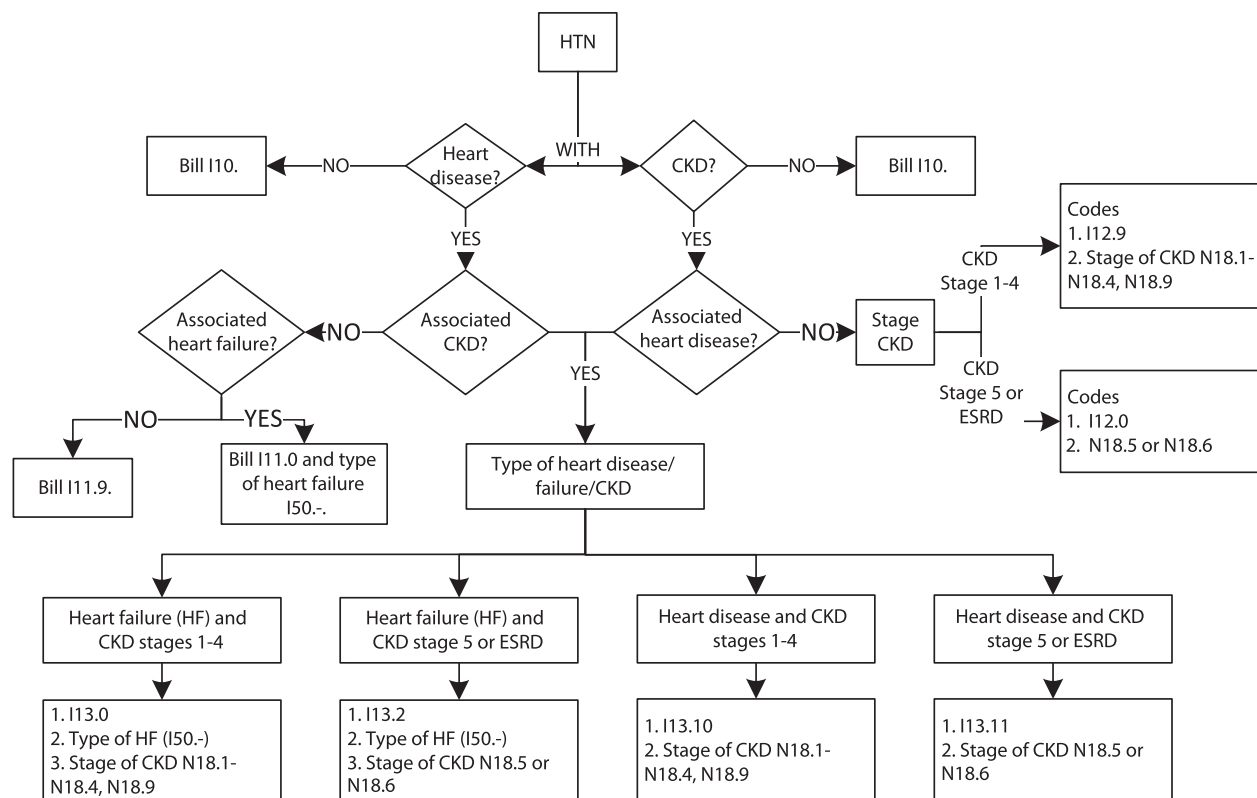
For hypertensive cerebrovascular disease, first assign the appropriate code from categories I60-I69, followed by the appropriate hypertension code.

5) Hypertensive Retinopathy

Subcategory H35.0, Background retinopathy and retinal vascular changes, should be used along with a code from categories I10 – I15, in the Hypertensive diseases section, to include the systemic hypertension. The sequencing is based on the reason for the encounter.

6) Hypertension, Secondary

Secondary hypertension is due to an underlying condition. Two codes are required: one to identify the underlying etiology and one from category I15 to identify the hypertension. Sequencing of codes is determined by the reason for admission/encounter.

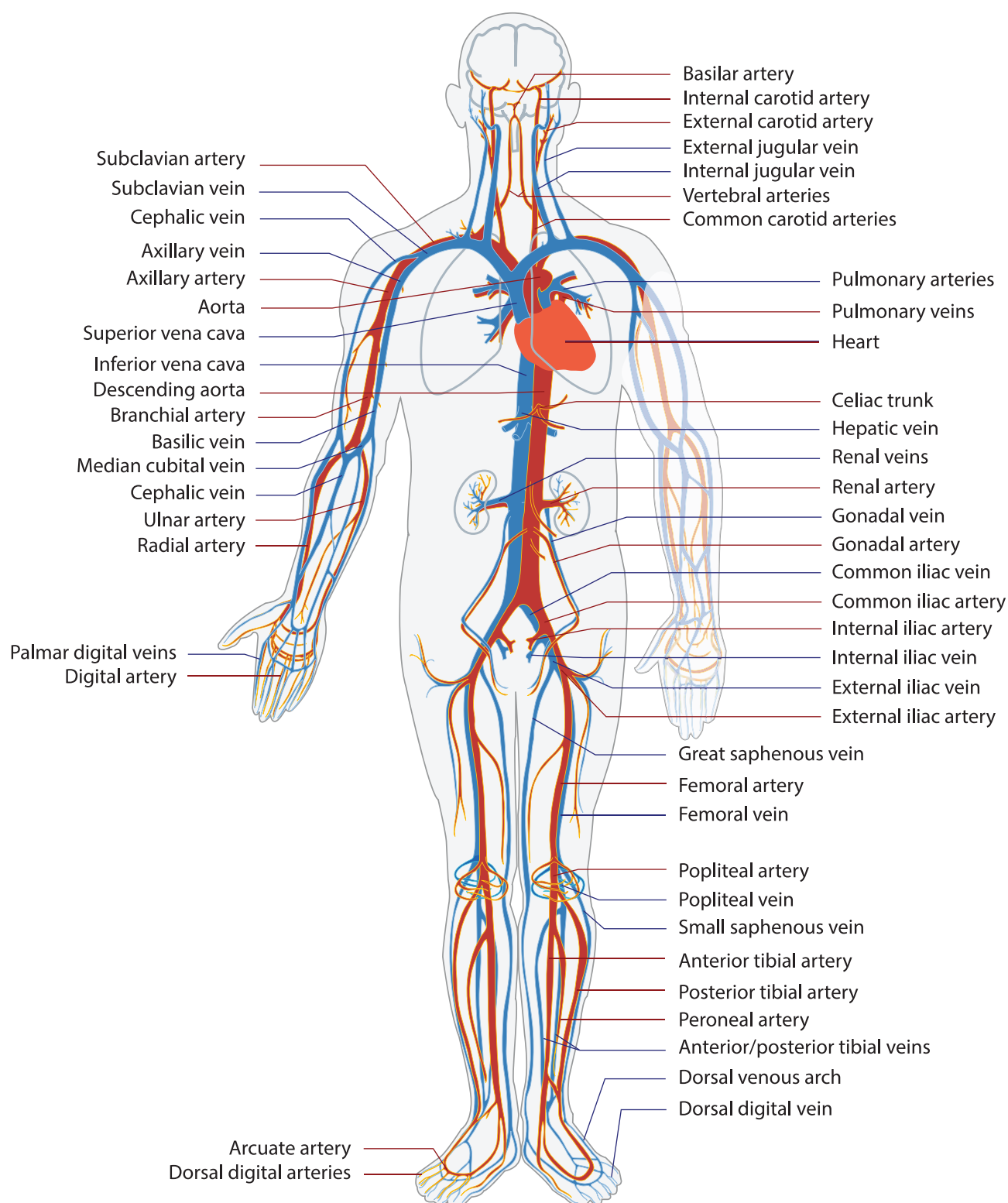


©AAPC. All Rights Reserved.

Figure I.C.9.a: Hypertension (HTN)

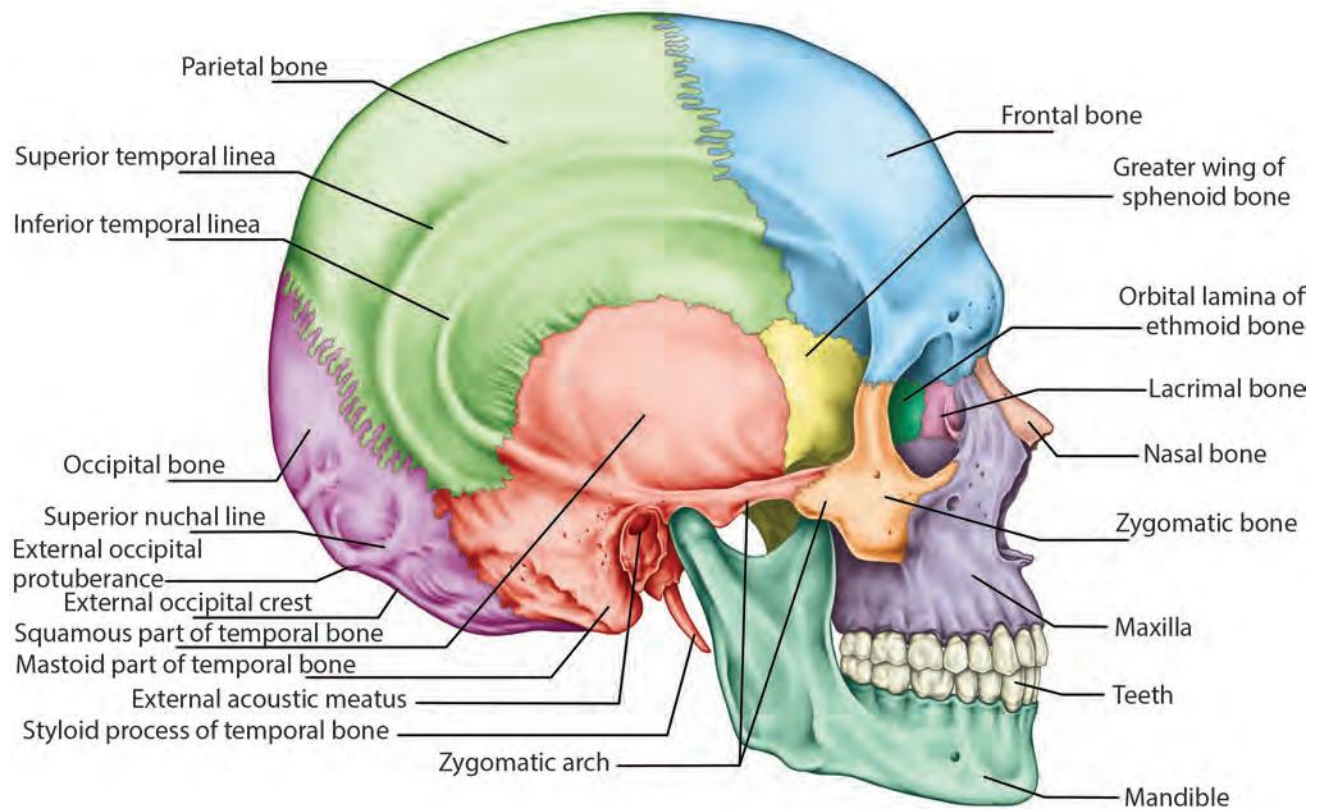
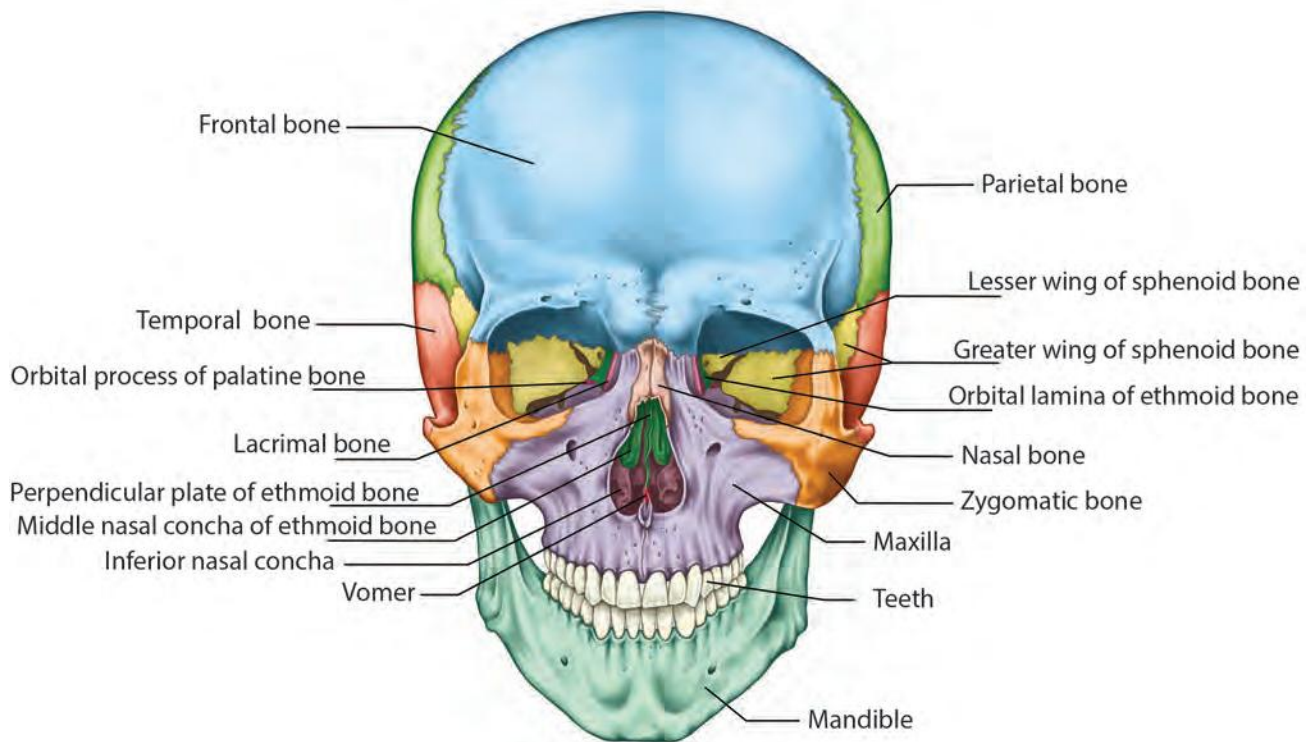
Anatomical Illustrations

Circulatory System — Arteries and Veins



Title: Circulatory System Labels Biology Diagram, License: CC0 Creative Commons (Free for commercial use No attribution required), URL link: <https://pixabay.com/en/circulatory-system-labels-biology-41523/>

Skeletal System — Skull



ICD-10-CM Index to Diseases and Injuries

The vertical yellow line appears at the 2nd and 4th indentations throughout the index.

A

Aarskog's syndrome Q87.19
Abandonment — see Maltreatment
Abasia (-astasia) (hysterical) F44.4
Abderhalden-Kaufmann-Lignac syndrome (cystinosis) E72.04
Abdomen, abdominal (*see also* condition)
acute R10.0
angina K55.1
muscle deficiency syndrome Q79.4
Abdominalgia — see Pain, abdominal
Abduction contracture, hip or other joint — see Contracture, joint
Aberrant (congenital) (*see also* Malposition, congenital)
adrenal gland Q89.1
artery (peripheral) Q27.8
basilar NEC Q28.1
cerebral Q28.3
coronary Q24.5
digestive system Q27.8
eye Q15.8
lower limb Q27.8
precerebral Q28.1
pulmonary Q25.79
renal Q27.2
retina Q14.1
specified site NEC Q27.8
subclavian Q27.8
upper limb Q27.8
vertebral Q28.1
breast Q83.8
endocrine gland NEC Q89.2
hepatic duct Q44.5
pancreas Q45.3
parathyroid gland Q89.2
pituitary gland Q89.2
sebaceous glands, mucous membrane, mouth, congenital Q38.6
spleen Q89.09
subclavian artery Q27.8
thymus (gland) Q89.2
thyroid gland Q89.2
vein (peripheral) NEC Q27.8
cerebral Q28.3
digestive system Q27.8
lower limb Q27.8
precerebral Q28.1
specified site NEC Q27.8
upper limb Q27.8
Aberration
distal — see Disturbance, visual
mental F99
Abetalipoproteinemia E78.6
Abiotrophy R68.89
Ablatio, ablation
retinae — see Detachment, retina
Ablepharia, ablepharon Q10.3
Abnormal, abnormality, abnormalities (*see also* Anomaly)
acid-base balance (mixed) E87.4
albumin R77.0
alpha-fetoprotein R77.2
alveolar ridge K08.9
anatomical relationship Q89.9
apertures, congenital, diaphragm Q79.1
auditory perception H93.29 ☒
diplacusis — see Diplacusis
hyperacusis — see Hyperacusis
recruitment — see Recruitment, auditory
threshold shift — see Shift, auditory threshold
autosomes Q99.9
fragile site Q95.5
basal metabolic rate R94.8
biosynthesis, testicular androgen E29.1
bleeding time R79.1
blood amino-acid level R79.83
blood-gas level R79.81
blood level (of)
cobalt R79.0
copper R79.0
iron R79.0
lithium R78.89
magnesium R79.0
mineral NEC R79.0
zinc R79.0

Abnormal — continued
blood pressure
elevated R03.0
low reading (nonspecific) R03.1
blood sugar R73.09
bowel sounds R19.15
absent R19.11
hyperactive R19.12
brain scan R94.02
breathing R06.9
caloric test R94.138
cerebrospinal fluid R83.9
cytology R83.6
drug level R83.2
enzyme level R83.0
hormones R83.1
immunology R83.4
microbiology R83.5
nonmedicinal level R83.3
specified type NEC R83.8
chemistry, blood R79.9
C-reactive protein R79.82
drugs — see Findings, abnormal, in blood
gas level R79.81
minerals R79.0
pancytopenia D61.818
PTT R79.1
specified NEC R79.89
toxins — see Findings, abnormal, in blood
chest sounds (friction) (rales) R09.89
chromosome, chromosomal Q99.9
with more than three X chromosomes, female Q97.1
analysis result R89.8
bronchial washings R84.8
cerebrospinal fluid R83.8
cervix uteri NEC R87.89
nasal secretions R84.8
nipple discharge R89.8
peritoneal fluid R85.89
pleural fluid R84.8
prostatic secretions R86.8
saliva R85.89
seminal fluid R86.8
sputum R84.8
synovial fluid R89.8
throat scrapings R84.8
vagina R87.89
vulva R87.89
wound secretions R89.8
dicentric replacement Q93.2
ring replacement Q93.2
sex Q99.8
female phenotype Q97.9
specified NEC Q97.8
male phenotype Q98.9
specified NEC Q98.8
structural male Q98.6
specified NEC Q99.8
clinical findings NEC R68.89
coagulation D68.9
newborn, transient P61.6
profile R79.1
time R79.1
communication — see Fistula
conjunctiva, vascular H11.41 ☒
coronary artery Q24.5
cortisol-binding globulin E27.8
course, eustachian tube Q17.8
creatinine clearance R94.4
cytology
anus R85.619
atypical squamous cells cannot exclude high grade squamous intraepithelial lesion (ASC-H) R85.611
atypical squamous cells of undetermined significance (ASC-US) R85.610
cytologic evidence of malignancy R85.614
high grade squamous intraepithelial lesion (HGSIL) R85.613
human papillomavirus (HPV) DNA test
high risk positive R85.81
low risk positive R85.82
inadequate smear R85.615
low grade squamous intraepithelial lesion (LSIL) R85.612

Abnormal — continued
cytology — continued
satisfactory anal smear but lacking transformation zone R85.616
specified NEC R85.618
unsatisfactory smear R85.615
female genital organs — see Abnormal, Papanicolaou (smear)
dark adaptation curve H53.61
dentofacial NEC — see Anomaly, dentofacial development, developmental Q89.9
central nervous system Q07.9
diagnostic imaging
abdomen, abdominal region NEC R93.5
biliary tract R93.2
bladder R93.41
breast R92.8
central nervous system NEC R90.89
cerebrovascular NEC R90.89
coronary circulation R93.1
digestive tract NEC R93.3
gastrointestinal (tract) R93.3
genitourinary organs R93.89
head R93.0
heart R93.1
intrathoracic organ NEC R93.89
kidney R93.42 ☒
limbs R93.6
liver R93.2
lung (field) R91.8
musculoskeletal system NEC R93.7
renal pelvis R93.41
retroperitoneum R93.5
site specified NEC R93.89
skin and subcutaneous tissue R93.89
skull R93.0
testis R93.81 ☒
urinary organs specified NEC R93.49
ureter R93.41
direction, teeth, fully erupted M26.30
ear ossicles, acquired NEC H74.39 ☒
ankylosis — see Ankylosis, ear ossicles
discontinuity — see Discontinuity, ossicles, ear
partial loss — see Loss, ossicles, ear (partial)
Ebstein Q22.5
echocardiogram R93.1
echoencephalogram R90.81
echogram — see Abnormal, diagnostic imaging
electrocardiogram [ECG] [EKG] R94.31
electroencephalogram [EEG] R94.01
electrolyte — see Imbalance, electrolyte
electromyogram [EMG] R94.131
electro-oculogram [EOG] R94.110
electrophysiological intracardiac studies R94.39
electroretinogram [ERG] R94.111
erythrocytes
congenital, with perinatal jaundice D58.9
feces (color) (contents) (mucus) R19.5
finding — see Findings, abnormal, without diagnosis
fluid
amniotic — see Abnormal, specimen, specified
cerebrospinal — see Abnormal, cerebrospinal fluid
peritoneal — see Abnormal, specimen, digestive organs
pleural — see Abnormal, specimen, respiratory organs
synovial — see Abnormal, specimen, specified
thorax (bronchial washings) (pleural fluid) — see Abnormal, specimen, respiratory organs
vaginal — see Abnormal, specimen, female genital organs
form
teeth K00.2
uterus — see Anomaly, uterus
function studies
auditory R94.120
bladder R94.8
brain R94.09
cardiovascular R94.30
ear R94.128
endocrine NEC R94.7
eye NEC R94.118
kidney R94.4
liver R94.5

Abrasion - Abscess**Abrasion — continued**

flank S30.811 ✔
 foot (except toe(s) alone) S90.81 ✔
 toe — see Abrasion, toe
 forearm S50.81 ✔
 elbow only — see Abrasion, elbow
 forehead S00.81 ✔
 genital organs, external
 female S30.816 ✔
 male S30.815 ✔
 groin S30.811 ✔
 gum S00.512 ✔
 hand S60.51 ✔
 head S00.91 ✔
 ear — see Abrasion, ear
 eyelid — see Abrasion, eyelid
 lip S00.511 ✔
 nose S00.31 ✔
 oral cavity S00.512 ✔
 scalp S00.01 ✔
 specified site NEC S00.81 ✔
 heel — see Abrasion, foot
 hip S70.21 ✔
 inguinal region S30.811 ✔
 interscapular region S20.419 ✔
 jaw S00.81 ✔
 knee S80.21 ✔
 labium (majus) (minus) S30.814 ✔
 larynx S10.11 ✔
 leg (lower) S80.81 ✔
 knee — see Abrasion, knee
 upper — see Abrasion, thigh
 lip S00.511 ✔
 lower back S30.810 ✔
 lumbar region S30.810 ✔
 malar region S00.81 ✔
 mammary — see Abrasion, breast
 mastoid region S00.81 ✔
 mouth S00.512 ✔
 nail
 finger — see Abrasion, finger
 toe — see Abrasion, toe
 nape S10.81 ✔
 nasal S00.31 ✔
 neck S10.91 ✔
 specified site NEC S10.81 ✔
 throat S10.11 ✔
 nose S00.31 ✔
 occipital region S00.01 ✔
 oral cavity S00.512 ✔
 orbital region — see Abrasion, eyelid
 palate S00.512 ✔
 palm — see Abrasion, hand
 parietal region S00.01 ✔
 pelvis S30.810 ✔
 penis S30.812 ✔
 perineum
 female S30.814 ✔
 male S30.810 ✔
 periocular area — see Abrasion, eyelid
 phalanges
 finger — see Abrasion, finger
 toe — see Abrasion, toe
 pharynx S10.11 ✔
 pinna — see Abrasion, ear
 popliteal space — see Abrasion, knee
 prepuce S30.812 ✔
 pubic region S30.810 ✔
 pudendum
 female S30.816 ✔
 male S30.815 ✔
 sacral region S30.810 ✔
 scalp S00.01 ✔
 scapular region — see Abrasion, shoulder
 scrotum S30.813 ✔
 shin — see Abrasion, leg
 shoulder S40.21 ✔
 skin NEC T14.8 ✔
 sternal region S20.319 ✔
 submaxillary region S00.81 ✔
 submental region S00.81 ✔
 subungual
 finger (s) — see Abrasion, finger
 toe (s) — see Abrasion, toe
 supraclavicular fossa S10.81 ✔
 supraorbital S00.81 ✔
 temple S00.81 ✔
 temporal region S00.81 ✔
 testis S30.813 ✔
 thigh S70.31 ✔
 thorax, thoracic (wall) S20.91 ✔
 back S20.41 ✔
 front S20.31 ✔

Abrasion — continued

throat S10.11 ✔
 thumb S60.31 ✔
 toe (s) (lesser) S90.416 ✔
 great S90.41 ✔
 tongue S00.512 ✔
 tooth, teeth (dentifrice) (habitual) (hard tissues)
 (occupational) (ritual) (traditional) K03.1
 trachea S10.11 ✔
 tunica vaginalis S30.813 ✔
 tympanum, tympanic membrane — see Abrasion,
 ear
 uvula S00.512 ✔
 vagina S30.814 ✔
 vocal cords S10.11 ✔
 vulva S30.814 ✔
 wrist S60.81 ✔
Abrism — see Poisoning, food, noxious, plant
Abruptio placentae O45.9 ✔
 with
 afibrinogenemia O45.01 ✔
 coagulation defect O45.00 ✔
 specified NEC O45.09 ✔
 disseminated intravascular coagulation O45.02 ✔
 hypofibrinogenemia O45.01 ✔
 specified NEC O45.8 ✔
Abruptio, placenta — see Abruptio placentae
Abscess (connective tissue) (embolic) (fistulous)
 (infective) (metastatic) (multiple) (pernicious)
 (pyogenic) (septic) L02.91 ✔
 with
 diverticular disease (intestine) K57.80
 with bleeding K57.81
 large intestine K57.20
 with
 bleeding K57.21
 small intestine K57.40
 with bleeding K57.41
 small intestine K57.00
 with
 bleeding K57.01
 large intestine K57.40
 with bleeding K57.41
 lymphangitis - code by site under Abscess
 abdomen, abdominal
 cavity K65.1
 wall L02.211
 abdominopelvic K65.1
 accessory sinus — see Sinusitis
 adrenal (capsule) (gland) E27.8
 alveolar K04.7
 with sinus K04.6
 amebic A06.4
 brain (and liver or lung abscess) A06.6
 genitourinary tract A06.82
 liver (without mention of brain or lung abscess)
 A06.4
 lung (and liver) (without mention of brain
 abscess) A06.5
 specified site NEC A06.89
 spleen A06.89
 anaerobic A48.0
 ankle — see Abscess, lower limb
 anorectal K61.2
 antecubital space — see Abscess, upper limb
 antrum (chronic) (Highmore) — see Sinusitis,
 maxillary
 anus K61.0
 apical (tooth) K04.7
 with sinus (alveolar) K04.6
 appendix K35.33
 areola (acute) (chronic) (nonpuerperal) N61.1
 puerperal, postpartum or gestational — see
 Infection, nipple
 arm (any part) — see Abscess, upper limb
 artery (wall) I77.89
 atheromatous I77.2
 auricle, ear — see Abscess, ear, external
 axilla (region) L02.41 ✔
 lymph gland or node L04.2
 back (any part, except buttock) L02.212
 Bartholin's gland N75.1
 with
 abortion — see Abortion, by type complicated
 by, sepsis
 ectopic or molar pregnancy O08.0
 following ectopic or molar pregnancy O08.0
 Bezold's — see Mastoiditis, acute
 bilharziasis B65.1
 bladder (wall) — see Cystitis, specified type NEC

Abscess — continued

bone (subperiosteal) (see *also* Osteomyelitis,
 specified type NEC)
 accessory sinus (chronic) — see Sinusitis
 chronic or old — see Osteomyelitis, chronic
 jaw (lower) (upper) M27.2
 mastoid — see Mastoiditis, acute, subperiosteal
 petrous — see Petrositis
 spinal (tuberculous) A18.01
 nontuberculous — see Osteomyelitis, vertebra
 bowel K63.0
 brain (any part) (cystic) (otogenic) G06.0
 amebic (with abscess of any other site) A06.6
 gonococcal A54.82
 pneumococcal (chromomycotic) B43.1
 tuberculous A17.81
 breast (acute) (chronic) (nonpuerperal) N61.1
 newborn P39.0
 puerperal, postpartum, gestational — see
 Mastitis, obstetric, purulent
 broad ligament N73.2
 acute N73.0
 chronic N73.1
 Brodie's (localized) (chronic) M86.8X ✔
 bronchi J98.09
 buccal cavity K12.2
 bulbourethral gland N34.0
 bursa M71.00
 ankle M71.07 ✔
 elbow M71.02 ✔
 foot M71.07 ✔
 hand M71.04 ✔
 hip M71.05 ✔
 knee M71.06 ✔
 multiple sites M71.09
 pharyngeal J39.1
 shoulder M71.01 ✔
 specified site NEC M71.08
 wrist M71.03 ✔
 buttock L02.31
 canthus — see Blepharoconjunctivitis
 cartilage — see Disorder, cartilage, specified type
 NEC
 cecum K35.33
 cerebellum, cerebellar G06.0
 sequelae G09
 cerebral (embolic) G06.0
 sequelae G09
 cervical (meaning neck) L02.11
 lymph gland or node L04.0
 cervix (stump) (uteri) — see Cervicitis
 cheek (external) L02.01
 inner K12.2
 chest J86.9
 with fistula J86.0
 wall L02.213
 chin L02.01
 choroid — see Inflammation, chorioretinal
 circumtonsillar J36
 cold (lung) (tuberculous) (see *also* Tuberculosis,
 abscess, lung)
 articular — see Tuberculosis, joint
 colon (wall) K63.0
 colostomy K94.02
 conjunctiva — see Conjunctivitis, acute
 cornea H16.31 ✔
 corpus
 cavernosum N48.21
 luteum — see Oophoritis
 Cowper's gland N34.0
 cranium G06.0
 cul-de-sac (Douglas') (posterior) — see Peritonitis,
 pelvic, female
 cutaneous — see Abscess, by site
 dental K04.7
 with sinus (alveolar) K04.6
 dentoalveolar K04.7
 with sinus K04.6
 diaphragm, diaphragmatic K65.1
 Douglas' cul-de-sac or pouch — see Peritonitis,
 pelvic, female
 Dubois A50.59
 ear (middle) (see *also* Otitis, media, suppurative)
 acute — see Otitis, media, suppurative, acute
 external H60.0 ✔
 entamebic — see Abscess, amebic
 enterostomy K94.12
 epididymis N45.4
 epidural G06.2
 brain G06.0
 spinal cord G06.1

ICD-10-CM Table of Neoplasms

The list below gives the code numbers for neoplasms by anatomical site. For each site there are six possible code numbers according to whether the neoplasm in question is malignant, benign, in situ, of uncertain behavior, or of unspecified nature. The description of the neoplasm will often indicate which of the six columns is appropriate; e.g., malignant melanoma of skin, benign fibroadenoma of breast, carcinoma in situ of cervix uteri.

Where such descriptors are not present, the remainder of the Index should be consulted where guidance is given to the appropriate column for each morphological (histological) variety listed; e.g., Mesonephroma—see Neoplasm, malignant; Embryoma—see also Neoplasm, uncertain behavior; Disease, Bowen's—see Neoplasm, skin, in situ. However, the guidance in the Index can be overridden if one of the descriptors mentioned above is present; e.g., malignant adenoma of colon is coded to C18.9 and not to D12.6 as the adjective 'malignant' overrides the Index entry 'Adenoma—see also Neoplasm, benign.'

Codes listed with a dash (-) following the code have a required additional character for laterality. The Tabular List must be reviewed for the complete code.

Neoplasm	Malignant Primary	Malignant Secondary	Ca in situ	Benign	Uncertain Behavior	Unspecified Behavior
Neoplasm, neoplastic	C80.1	C79.9	D09.9	D36.9	D48.9	D49.9
abdomen, abdominal	C76.2	C79.8-	D09.8	D36.7	D48.7	D49.89
cavity	C76.2	C79.8-	D09.8	D36.7	D48.7	D49.89
organ	C76.2	C79.8-	D09.8	D36.7	D48.7	D49.89
viscera	C76.2	C79.8-	D09.8	D36.7	D48.7	D49.89
wall (see also Neoplasm, abdomen, wall, skin)	C44.509	C79.2-	D04.5	D23.5	D48.5	D49.2
connective tissue	C49.4	C79.8-	-	D21.4	D48.1	D49.2
skin	C44.509	-	-	-	-	-
basal cell carcinoma	C44.519	-	-	-	-	-
specified type NEC	C44.599	-	-	-	-	-
squamous cell carcinoma	C44.529	-	-	-	-	-
abdominopelvic	C76.8	C79.8-	-	D36.7	D48.7	D49.89
accessory sinus — see Neoplasm, sinus						
acoustic nerve	C72.4-	C79.49	-	D33.3	D43.3	D49.7
adenoid (pharynx) (tissue)	C11.1	C79.89	D00.08	D10.6	D37.05	D49.0
adipose tissue (see also Neoplasm, connective tissue)	C49.4	C79.89	-	D21.9	D48.1	D49.2
adnexa (uterine)	C57.4	C79.89	D07.39	D28.7	D39.8	D49.59
adrenal	C74.9-	C79.7-	D09.3	D35.0-	D44.1-	D49.7
capsule	C74.9-	C79.7-	D09.3	D35.0-	D44.1-	D49.7
cortex	C74.0-	C79.7-	D09.3	D35.0-	D44.1-	D49.7
gland	C74.9-	C79.7-	D09.3	D35.0-	D44.1-	D49.7
medulla	C74.1-	C79.7-	D09.3	D35.0-	D44.1-	D49.7
ala nasi (external) (see also Neoplasm, skin, nose)	C44.301	C79.2	D04.39	D23.39	D48.5	D49.2
alimentary canal or tract NEC	C26.9	C78.80	D01.9	D13.9	D37.9	D49.0
alveolar	C03.9	C79.89	D00.03	D10.39	D37.09	D49.0
mucosa	C03.9	C79.89	D00.03	D10.39	D37.09	D49.0
lower	C03.1	C79.89	D00.03	D10.39	D37.09	D49.0
upper	C03.0	C79.89	D00.03	D10.39	D37.09	D49.0
ridge or process	C41.1	C79.51	-	D16.5-	D48.0	D49.2
carcinoma	C03.9	C79.8-	-	-	-	-
lower	C03.1	C79.8-	-	-	-	-
upper	C03.0	C79.8-	-	-	-	-
lower	C41.1	C79.51	-	D16.5-	D48.0	D49.2
mucosa	C03.9	C79.89	D00.03	D10.39	D37.09	D49.0
lower	C03.1	C79.89	D00.03	D10.39	D37.09	D49.0
upper	C03.0	C79.89	D00.03	D10.39	D37.09	D49.0
upper	C41.0	C79.51	-	D16.4-	D48.0	D49.2
sulcus	C06.1	C79.89	D00.02	D10.39	D37.09	D49.0
alveolus	C03.9	C79.89	D00.03	D10.39	D37.09	D49.0
lower	C03.1	C79.89	D00.03	D10.39	D37.09	D49.0
upper	C03.0	C79.89	D00.03	D10.39	D37.09	D49.0
ampulla of Vater	C24.1	C78.89	D01.5	D13.5	D37.6	D49.0
ankle NEC	C76.5-	C79.89	D04.7-	D36.7	D48.7	D49.89
anorectum, anorectal (junction)	C21.8	C78.5	D01.3	D12.9	D37.8	D49.0
antecubital fossa or space	C76.4-	C79.89	D04.6-	D36.7	D48.7	D49.89
antrum (Highmore) (maxillary)	C31.0	C78.39	D02.3	D14.0	D38.5	D49.1
pyloric	C16.3	C78.89	D00.2	D13.1	D37.1	D49.0
tympenicum	C30.1	C78.39	D02.3	D14.0	D38.5	D49.1
anus, anal	C21.0	C78.5	D01.3	D12.9	D37.8	D49.0
canal	C21.1	C78.5	D01.3	D12.9	D37.8	D49.0
cloacogenic zone	C21.2	C78.5	D01.3	D12.9	D37.8	D49.0
margin (see also Neoplasm, anus, skin)	C44.500	C79.2	D04.5	D23.5	D48.5	D49.2
overlapping lesion with rectosigmoid junction or rectum	C21.8	-	-	-	-	-
skin	C44.500	C79.2	D04.5	D23.5	D48.5	D49.2
basal cell carcinoma	C44.510	-	-	-	-	-
specified type NEC	C44.590	-	-	-	-	-
squamous cell carcinoma	C44.520	-	-	-	-	-
sphincter	C21.1	C78.5	D01.3	D12.9	D37.8	D49.0
aorta (thoracic)	C49.3	C79.89	-	D21.3	D48.1	D49.2
abdominal	C49.4	C79.89	-	D21.4	D48.1	D49.2
aortic body	C75.5	C79.89	-	D35.6	D44.7	D49.7

Neoplasm	Malignant Primary	Malignant Secondary	Ca in situ	Benign	Uncertain Behavior	Unspecified Behavior
aponeurosis	C49.9	C79.89	-	D21.9	D48.1	D49.2
palmar	C49.1-	C79.89	-	D21.1-	D48.1	D49.2
plantar	C49.2-	C79.89	-	D21.2-	D48.1	D49.2
appendix	C18.1	C78.5	D01.0	D12.1	D37.3	D49.0
arachnoid	C70.9	C79.49	-	D32.9	D42.9	D49.7
cerebral	C70.0	C79.32	-	D32.0	D42.0	D49.7
spinal	C70.1	C79.49	-	D32.1	D42.1	D49.7
areola	C50.0-	C79.81	D05.-	D24.-	D48.6-	D49.3
arm NEC	C76.4-	C79.89	D04.6-	D36.7	D48.7	D49.89
artery — see Neoplasm, connective tissue						
aryepiglottic fold	C13.1	C79.89	D00.08	D10.7	D37.05	D49.0
hypopharyngeal aspect	C13.1	C79.89	D00.08	D10.7	D37.05	D49.0
laryngeal aspect	C32.1	C78.39	D02.0	D14.1	D38.0	D49.1
marginal zone	C13.1	C79.89	D00.08	D10.7	D37.05	D49.0
arytenoid (cartilage)	C32.3	C78.39	D02.0	D14.1	D38.0	D49.1
fold — see Neoplasm, aryepiglottic						
associated with transplanted organ	C80.2	-	-	-	-	-
atlas	C41.2	C79.51	-	D16.6	D48.0	D49.2
atrium, cardiac	C38.0	C79.89	-	D15.1	D48.7	D49.89
auditory						
canal (external) (skin)	C44.20-	C79.2	D04.2-	D23.2-	D48.5	D49.2
internal	C30.1	C78.39	D02.3	D14.0	D38.5	D49.1
nerve	C72.4-	C79.49	-	D33.3	D43.3	D49.7
tube	C30.1	C78.39	D02.3	D14.0	D38.5	D49.1
opening	C11.2	C79.89	D00.08	D10.6	D37.05	D49.0
auricle, ear (see also Neoplasm, skin, ear)	C44.20-	C79.2	D04.2-	D23.2-	D48.5	D49.2
auricular canal (external) (see also Neoplasm, skin, ear)	C44.20-	C79.2	D04.2-	D23.2-	D48.5	D49.2
internal	C30.1	C78.39	D02.3	D14.0	D38.5	D49.2
autonomic nerve or nervous system NEC (see Neoplasm, nerve, peripheral)						
axilla, axillary	C76.1	C79.89	D09.8	D36.7	D48.7	D49.89
fold (see also Neoplasm, skin, trunk)	C44.509	C79.2	D04.5	D23.5	D48.5	D49.2
back NEC	C76.8	C79.89	D04.5	D36.7	D48.7	D49.89
Bartholin's gland	C51.0	C79.82	D07.1	D28.0	D39.8	D49.59
basal ganglia	C71.0	C79.31	-	D33.0	D43.0	D49.6
basis pedunculi	C71.7	C79.31	-	D33.1	D43.1	D49.6
bile or biliary (tract)	C24.9	C78.89	D01.5	D13.5	D37.6	D49.0
canaliculi (biliferi) (intrahepatic)	C22.1	C78.7	D01.5	D13.4	D37.6	D49.0
canals, interlobular	C22.1	C78.89	D01.5	D13.4	D37.6	D49.0
duct or passage (common) (cystic) (extrahepatic)	C24.0	C78.89	D01.5	D13.5	D37.6	D49.0
interlobular	C22.1	C78.89	D01.5	D13.4	D37.6	D49.0
intrahepatic	C22.1	C78.7	D01.5	D13.4	D37.6	D49.0
and extrahepatic	C24.8	C78.89	D01.5	D13.5	D37.6	D49.0
bladder (urinary)	C67.9	C79.11	D09.0	D30.3	D41.4	D49.4
dome	C67.1	C79.11	D09.0	D30.3	D41.4	D49.4
neck	C67.5	C79.11	D09.0	D30.3	D41.4	D49.4
orifice	C67.9	C79.11	D09.0	D30.3	D41.4	D49.4
ureteric	C67.6	C79.11	D09.0	D30.3	D41.4	D49.4
urethral	C67.5	C79.11	D09.0	D30.3	D41.4	D49.4
overlapping lesion	C67.8	-	-	-	-	-
sphincter	C67.8	C79.11	D09.0	D30.3	D41.4	D49.4
trigone	C67.0	C79.11	D09.0	D30.3	D41.4	D49.4
urachus	C67.7	C79.11	D09.0	D30.3	D41.4	D49.4
wall	C67.9	C79.11	D09.0	D30.3	D41.4	D49.4
anterior	C67.3	C79.11	D09.0	D30.3	D41.4	D49.4
lateral	C67.2	C79.11	D09.0	D30.3	D41.4	D49.4
posterior	C67.4	C79.11	D09.0	D30.3	D41.4	D49.4
blood vessel — see Neoplasm, connective tissue						
bone (periosteum)	C41.9	C79.51	-	D16.9-	D48.0	D49.2
acetabulum	C41.4	C79.51	-	D16.8-	D48.0	D49.2
ankle	C40.3-	C79.51	-	D16.3-	-	-
arm NEC	C40.0-	C79.51	-	D16.0-	-	-
astragalus	C40.3-	C79.51	-	D16.3-	-	-
atlas	C41.2	C79.51	-	D16.6-	D48.0	D49.2
axis	C41.2	C79.51	-	D16.6-	D48.0	D49.2
back NEC	C41.2	C79.51	-	D16.6-	D48.0	D49.2
calcaneus	C40.3-	C79.51	-	D16.3-	-	-
calvarium	C41.0	C79.51	-	D16.4-	D48.0	D49.2
carpus (any)	C40.1-	C79.51	-	D16.1-	-	-
cartilage NEC	C41.9	C79.51	-	D16.9-	D48.0	D49.2
clavicle	C41.3	C79.51	-	D16.7-	D48.0	D49.2
clivus	C41.0	C79.51	-	D16.4-	D48.0	D49.2
coccygeal vertebra	C41.4	C79.51	-	D16.8-	D48.0	D49.2
coccyx	C41.4	C79.51	-	D16.8-	D48.0	D49.2
costal cartilage	C41.3	C79.51	-	D16.7-	D48.0	D49.2
costovertebral joint	C41.3	C79.51	-	D16.7-	D48.0	D49.2
cranial	C41.0	C79.51	-	D16.4-	D48.0	D49.2
cuboid	C40.3-	C79.51	-	D16.3-	-	-
cuneiform	C41.9	C79.51	-	D16.9-	D48.0	D49.2
elbow	C40.0-	C79.51	-	D16.0-	-	-

connective - fibula

Neoplasm	Malignant Primary	Malignant Secondary	Ca in situ	Benign	Uncertain Behavior	Unspecified Behavior
connective tissue NEC — <i>continued</i>						
psoas muscle	C49.4	C79.89	-	D21.4	D48.1	D49.2
pterygoid fossa	C49.0	C79.89	-	D21.0	D48.1	D49.2
rectovaginal septum or wall	C49.5	C79.89	-	D21.5	D48.1	D49.2
rectovesical	C49.5	C79.89	-	D21.5	D48.1	D49.2
retroperitoneum	C48.0	C78.6	-	D20.0	D48.3	D49.0
sacroccocygeal region	C49.5	C79.89	-	D21.5	D48.1	D49.2
scalp	C49.0	C79.89	-	D21.0	D48.1	D49.2
scapular region	C49.3	C79.89	-	D21.3	D48.1	D49.2
shoulder	C49.1-	C79.89	-	D21.1-	D48.1	D49.2
skin (dermis) NEC (<i>see also</i> Neoplasm, skin, by site)	C44.90	C79.2	D04.9	D23.9	D48.5	D49.2
stomach	C49.4	C79.89	-	D21.4	D48.1	D49.2
submental	C49.0	C79.89	-	D21.0	D48.1	D49.2
supracavicular region	C49.0	C79.89	-	D21.0	D48.1	D49.2
temple	C49.0	C79.89	-	D21.0	D48.1	D49.2
temporal region	C49.0	C79.89	-	D21.0	D48.1	D49.2
thigh	C49.2-	C79.89	-	D21.2-	D48.1	D49.2
thoracic (duct) (wall)	C49.3	C79.89	-	D21.3	D48.1	D49.2
thorax	C49.3	C79.89	-	D21.3	D48.1	D49.2
thumb	C49.1-	C79.89	-	D21.1-	D48.1	D49.2
toe	C49.2-	C79.89	-	D21.2-	D48.1	D49.2
trunk	C49.6	C79.89	-	D21.6	D48.1	D49.2
umbilicus	C49.4	C79.89	-	D21.4	D48.1	D49.2
vesicorectal	C49.5	C79.89	-	D21.5	D48.1	D49.2
wrist	C49.1-	C79.89	-	D21.1-	D48.1	D49.2
conus medullaris	C72.0	C79.49	-	D33.4	D43.4	D49.7
cord (true) (vocal)	C32.0	C78.39	D02.0	D14.1	D38.0	D49.1
false	C32.1	C78.39	D02.0	D14.1	D38.0	D49.1
spermatic	C63.1-	C79.82	D07.69	D23.8	D40.8	D49.59
spinal (cervical) (lumbar) (thoracic)	C72.0	C79.49	-	D33.4	D43.4	D49.7
cornea (limbus)	C69.1-	C79.49	D09.2-	D31.1-	D48.7	D49.89
corpus						
albicans	C56.-	C79.6-	D07.39	D27.-	D39.1-	D49.59
callosum, brain	C71.0	C79.31	-	D33.2	D43.2	D49.6
cavernosum	C60.2	C79.82	D07.4	D29.0	D40.8	D49.59
gastric	C16.2	C78.89	D00.2	D13.1	D37.1	D49.0
overlapping sites	C54.8	-	-	-	-	-
penis	C60.2	C79.82	D07.4	D29.0	D40.8	D49.59
striatum, cerebrum	C71.0	C79.31	-	D33.0	D43.0	D49.6
uteri	C54.9	C79.82	D07.0	D26.1	D39.0	D49.59
isthmus	C54.0	C79.82	D07.0	D26.1	D39.0	D49.59
cortex						
adrenal	C74.0-	C79.7-	D09.3	D35.0-	D44.1-	D49.7
cerebral	C71.0	C79.31	-	D33.0	D43.0	D49.6
costal cartilage	C41.3	C79.51	-	D16.7	D48.0	D49.2
costovertebral joint	C41.3	C79.51	-	D16.7	D48.0	D49.2
Cowper's gland	C68.0	C79.19	D09.19	D30.4	D41.3	D49.59
cranial (fossa, any)	C71.9	C79.31	-	D33.2	D43.2	D49.6
meninges	C70.0	C79.32	-	D32.0	D42.0	D49.7
nerve	C72.50	C79.49	-	D33.3	D43.3	D49.7
specified NEC	C72.59	C79.49	-	D33.3	D43.3	D49.7
craniobuccal pouch	C75.2	C79.89	D09.3	D35.2	D44.3	D49.7
craniopharyngeal (duct) (pouch)	C75.2	C79.89	D09.3	D35.3	D44.4	D49.7
cricoid	C13.0	C79.89	D00.08	D10.7	D37.05	D49.0
cartilage	C32.3	C78.39	D02.0	D14.1	D38.0	D49.1
cricopharynx	C13.0	C79.89	D00.08	D10.7	D37.05	D49.0
crypt of Morgagni	C21.8	C78.5	D01.3	D12.9	D37.8	D49.0
crystalline lens	C69.4-	C79.49	D09.2-	D31.4-	D48.7	D49.89
cul-de-sac (Douglas')	C48.1	C78.6	-	D20.1	D48.4	D49.0
cuneiform cartilage	C32.3	C78.39	D02.0	D14.1	D38.0	D49.1
cutaneous — <i>see</i> Neoplasm, skin						
cutis — <i>see</i> Neoplasm, skin						
cystic (bile) duct (common)	C24.0	C78.89	D01.5	D13.5	D37.6	D49.0
dermis — <i>see</i> Neoplasm, skin						
diaphragm	C49.3	C79.89	-	D21.3	D48.1	D49.2
digestive organs, system, tube, or tract NEC	C26.9	C78.89	D01.9	D13.9	D37.9	D49.0
disc, intervertebral	C41.2	C79.51	-	D16.6	D48.0	D49.2
disease, generalized	C80.0	-	-	-	-	-
disseminated	C80.0	-	-	-	-	-
Douglas' cul-de-sac or pouch	C48.1	C78.6	-	D20.1	D48.4	D49.0
duodenojejunal junction	C17.8	C78.4	D01.49	D13.39	D37.2	D49.0
duodenum	C17.0	C78.4	D01.49	D13.2	D37.2	D49.0
dura (cranial) (mater)	C70.9	C79.49	-	D32.9	D42.9	D49.7
cerebral	C70.0	C79.32	-	D32.0	D42.0	D49.7
spinal	C70.1	C79.49	-	D32.1	D42.1	D49.7
ear (external) (<i>see also</i> Neoplasm, skin, ear)	C44.20-	C79.2	D04.2-	D23.2-	D48.5	D49.2
auricle or auris (<i>see also</i> Neoplasm, skin, ear)	C44.20-	C79.2	D04.2-	D23.2-	D48.5	D49.2
canal, external (<i>see also</i> Neoplasm, skin, ear)	C44.20-	C79.2	D04.2-	D23.2-	D48.5	D49.2
cartilage	C49.0	C79.89	-	D21.0	D48.1	D49.2
external meatus (<i>see also</i> Neoplasm, skin, ear)	C44.20-	C79.2	D04.2-	D23.2-	D48.5	D49.2
inner	C30.1	C78.39	D02.3	D14.0	D38.5	D49.1
lobule (<i>see also</i> Neoplasm, skin, ear)	C44.20-	C79.2	D04.2-	D23.2-	D48.5	D49.2

Neoplasm	Malignant Primary	Malignant Secondary	Ca in situ	Benign	Uncertain Behavior	Unspecified Behavior
ear — <i>continued</i>						
middle	C30.1	C78.39	D02.3	D14.0	D38.5	D49.1
overlapping lesion with accessory sinuses	C31.8	-	-	-	-	-
skin	C44.20-	C79.2	D04.2-	D23.2-	D48.5	D49.2
basal cell carcinoma	C44.21-	-	-	-	-	-
specified type NEC	C44.29-	-	-	-	-	-
squamous cell carcinoma	C44.22-	-	-	-	-	-
earlobe	C44.20-	C79.2	D04.2-	D23.2-	D48.5	D49.2
basal cell carcinoma	C44.21-	-	-	-	-	-
specified type NEC	C44.29-	-	-	-	-	-
squamous cell carcinoma	C44.22-	-	-	-	-	-
ejaculatory duct	C63.7	C79.82	D07.69	D29.8	D40.8	D49.59
elbow NEC	C76.4-	C79.89	D04.6-	D36.7	D48.7	D49.89
endocardium	C38.0	C79.89	-	D15.1	D48.7	D49.89
endocervix (canal) (gland)	C53.0	C79.82	D06.0	D26.0	D39.0	D49.59
endocrine gland NEC	C75.9	C79.89	D09.3	D35.9	D44.9	D49.7
pluriglandular	C75.8	C79.89	D09.3	D35.7	D44.9	D49.7
endometrium (gland) (stroma)	C54.1	C79.82	D07.0	D26.1	D39.0	D49.59
ensiform cartilage	C41.3	C79.51	-	D16.7	D48.0	D49.2
enteric — <i>see</i> Neoplasm, intestine						
ependyma (brain)	C71.5	C79.31	-	D33.0	D43.0	D49.6
fourth ventricle	C71.7	C79.31	-	D33.1	D43.1	D49.6
epicardium	C38.0	C79.89	-	D15.1	D48.7	D49.89
epididymis	C63.0-	C79.82	D07.69	D29.3-	D40.8	D49.59
epidural	C72.9	C79.49	-	D33.9	D43.9	D49.7
epiglottis	C32.1	C78.39	D02.0	D14.1	D38.0	D49.1
anterior aspect or surface	C10.1	C79.89	D00.08	D10.5	D37.05	D49.0
cartilage	C32.3	C78.39	D02.0	D14.1	D38.0	D49.1
free border (margin)	C10.1	C79.89	D00.08	D10.5	D37.05	D49.0
junctional region	C10.8	C79.89	D00.08	D10.5	D37.05	D49.0
posterior (laryngeal) surface	C32.1	C78.39	D02.0	D14.1	D38.0	D49.1
suprahyoid portion	C32.1	C78.39	D02.0	D14.1	D38.0	D49.1
esophagogastric junction	C16.0	C78.89	D00.2	D13.1	D37.1	D49.0
esophagus	C15.9	C78.89	D00.1	D13.0	D37.8	D49.0
abdominal	C15.5	C78.89	D00.1	D13.0	D37.8	D49.0
cervical	C15.3	C78.89	D00.1	D13.0	D37.8	D49.0
distal (third)	C15.5	C78.89	D00.1	D13.0	D37.8	D49.0
lower (third)	C15.5	C78.89	D00.1	D13.0	D37.8	D49.0
middle (third)	C15.4	C78.89	D00.1	D13.0	D37.8	D49.0
overlapping lesion	C15.8	-	-	-	-	-
proximal (third)	C15.3	C78.89	D00.1	D13.0	D37.8	D49.0
thoracic	C15.4	C78.89	D00.1	D13.0	D37.8	D49.0
upper (third)	C15.3	C78.89	D00.1	D13.0	D37.8	D49.0
ethmoid (sinus)	C31.1	C78.39	D02.3	D14.0	D38.5	D49.1
bone or labyrinth	C41.0	C79.51	-	D16.4-	D48.0	D49.2
eustachian tube	C30.1	C78.39	D02.3	D14.0	D38.5	D49.1
exocervix	C53.1	C79.82	D06.1	D26.0	D39.0	D49.59
external						
meatus (ear) (<i>see also</i> Neoplasm, skin, ear)	C44.20-	C79.2	D04.2-	D23.2-	D48.5	D49.2
os, cervix uteri	C53.1	C79.82	D06.1	D26.0	D39.0	D49.59
extradural	C72.9	C79.49	-	D33.9	D43.9	D49.7
extrahepatic (bile) duct	C24.0	C78.89	D01.5	D13.5	D37.6	D49.0
overlapping lesion with gallbladder	C24.8	-	-	-	-	-
extraocular muscle	C69.6-	C79.49	D09.2-	D31.6-	D48.7	D49.89
extrarectal	C76.3	C79.89	D09.8	D36.7	D48.7	D49.89
extremity	C76.8	C79.89	D04.8	D36.7	D48.7	D49.89
lower	C76.5-	C79.89	D04.7-	D36.7	D48.7	D49.89
upper	C76.4-	C79.89	D04.6-	D36.7	D48.7	D49.89
eye NEC	C69.9-	C79.49	D09.2	D31.9	D48.7	D49.89
overlapping sites	C69.8	-	-	-	-	-
eyeball	C69.9-	C79.49	D09.2-	D31.9-	D48.7	D49.89
eyebrow	C44.309	C79.2	D04.39	D23.39	D48.5	D49.2
basal cell carcinoma	C44.319	-	-	-	-	-
specified type NEC	C44.399	-	-	-	-	-
squamous cell carcinoma	C44.329	-	-	-	-	-
eyelid (lower) (skin) (upper)	C44.10-	-	-	-	-	-
basal cell carcinoma	C44.11-	-	-	-	-	-
sebaceous cell	C44.13-	-	-	-	-	-
specified type NEC	C44.19-	-	-	-	-	-
squamous cell carcinoma	C44.12-	-	-	-	-	-
cartilage	C49.0	C79.89	-	D21.0	D48.1	D49.2
face NEC	C76.0	C79.89	D04.39	D36.7	D48.7	D49.89
fallopian tube (accessory)	C57.0-	C79.82	D07.39	D28.2	D39.8	D49.59
falx (cerebella) (cerebri)	C70.0	C79.32	-	D32.0	D42.0	D49.7
fascia (<i>see also</i> Neoplasm, connective tissue)						
palmar	C49.1-	C79.89	-	D21.1-	D48.1	D49.2
plantar	C49.2-	C79.89	-	D21.2-	D48.1	D49.2
fatty tissue — <i>see</i> Neoplasm, connective tissue						
fauces, faucial NEC	C10.9	C79.89	D00.08	D10.5	D37.05	D49.0
pillars	C09.1	C79.89	D00.08	D10.5	D37.05	D49.0
tonsil	C09.9	C79.89	D00.08	D10.4	D37.05	D49.0
femur (any part)	C40.2-	-	-	D16.2-	-	-
fetal membrane	C58	C79.82	D07.0	D26.7	D39.2	D49.59
fibrous tissue — <i>see</i> Neoplasm, connective tissue						
fibula (any part)	C40.2-	C79.51	-	D16.2-	-	-

ICD-10-CM Index to External Causes of Injuries

The vertical yellow line appears at the 2nd and 4th indentations throughout the index.

A

Abandonment (causing exposure to weather conditions) (with intent to injure or kill) NEC X58 ☑
Abuse (adult) (child) (mental) (physical) (sexual) X58 ☑
Accident (to) X58 ☑
 aircraft (in transit) (powered) (see also Accident, transport, aircraft)
 due to, caused by cataclysm — see Forces of nature, by type
 animal-rider — see Accident, transport, animal-rider
 animal-drawn vehicle — see Accident, transport, animal-drawn vehicle occupant
 automobile — see Accident, transport, car occupant
 bare foot water skier V94.4 ☑
 boat, boating (see also Accident, watercraft)
 striking swimmer
 powered V94.11 ☑
 unpowered V94.12 ☑
 bus — see Accident, transport, bus occupant
 cable car, not on rails V98.0 ☑
 on rails — see Accident, transport, streetcar occupant
 car — see Accident, transport, car occupant
 caused by, due to
 animal NEC W64 ☑
 chain hoist W24.0 ☑
 cold (excessive) — see Exposure, cold
 corrosive liquid, substance — see Table of Drugs and Chemicals
 cutting or piercing instrument — see Contact, with, by type of instrument
 drive belt W24.0 ☑
 electric
 current — see Exposure, electric current
 motor (see also Contact, with, by type of machine) W31.3 ☑
 current (of) W86.8 ☑
 environmental factor NEC X58 ☑
 explosive material — see Explosion
 fire, flames — see Exposure, fire
 firearm missile — see Discharge, firearm by type
 heat (excessive) — see Heat
 hot — see Contact, with, hot
 ignition — see Ignition
 lifting device W24.0 ☑
 lightning — see subcategory T75.0 ☑
 causing fire — see Exposure, fire
 machine, machinery — see Contact, with, by type of machine
 natural factor NEC X58 ☑
 pulley (block) W24.0 ☑
 radiation — see Radiation
 steam X13.1 ☑
 inhalation X13.0 ☑
 pipe X16 ☑
 thunderbolt — see subcategory T75.0 ☑
 causing fire — see Exposure, fire
 transmission device W24.1 ☑
 coach — see Accident, transport, bus occupant
 coal car — see Accident, transport, industrial vehicle occupant
 diving (see also Fall, into, water)
 with
 drowning or submersion — see Drowning
 forklift — see Accident, transport, industrial vehicle occupant
 heavy transport vehicle NOS — see Accident, transport, truck occupant
 ice yacht V98.2 ☑
 in
 medical, surgical procedure
 as, or due to misadventure — see Misadventure
 causing an abnormal reaction or later complication without mention of misadventure (see also Complication of or following, by type of procedure) Y84.9
 land yacht V98.1 ☑
 late effect of — see W00-X58 with 7th character S
 logging car — see Accident, transport, industrial vehicle occupant
 machine, machinery (see also Contact, with, by type of machine)
 on board watercraft V93.69 ☑
 explosion — see Explosion, in, watercraft

Accident — continued
 machine — continued
 fire — see Burn, on board watercraft
 powered craft V93.63 ☑
 ferry boat V93.61 ☑
 fishing boat V93.62 ☑
 jetskis V93.63 ☑
 liner V93.61 ☑
 merchant ship V93.60 ☑
 passenger ship V93.61 ☑
 sailboat V93.64 ☑
 mine tram — see Accident, transport, industrial vehicle occupant
 mobility scooter (motorized) — see Accident, transport, pedestrian, conveyance, specified type NEC
 motor scooter — see Accident, transport, motorcyclist
 motor vehicle NOS (traffic) (see also Accident, transport) V89.2 ☑
 nontraffic V89.0 ☑
 three-wheeled NOS — see Accident, transport, three-wheeled motor vehicle occupant
 motorcycle NOS — see Accident, transport, motorcyclist
 nonmotor vehicle NOS (nontraffic) (see also Accident, transport) V89.1 ☑
 traffic NOS V89.3 ☑
 nontraffic (victim's mode of transport NOS) V88.9 ☑
 collision (between) V88.7 ☑
 bus and truck V88.5 ☑
 car and:
 bus V88.3 ☑
 pickup V88.2 ☑
 three-wheeled motor vehicle V88.0 ☑
 train V88.6 ☑
 truck V88.4 ☑
 two-wheeled motor vehicle V88.0 ☑
 van V88.2 ☑
 specified vehicle NEC and:
 three-wheeled motor vehicle V88.1 ☑
 two-wheeled motor vehicle V88.1 ☑
 known mode of transport — see Accident, transport, by type of vehicle
 noncollision V88.8 ☑
 on board watercraft V93.89 ☑
 powered craft V93.83 ☑
 ferry boat V93.81 ☑
 fishing boat V93.82 ☑
 jetskis V93.83 ☑
 liner V93.81 ☑
 merchant ship V93.80 ☑
 passenger ship V93.81 ☑
 unpowered craft V93.88 ☑
 canoe V93.85 ☑
 inflatable V93.86 ☑
 in tow
 recreational V94.31 ☑
 specified NEC V94.32 ☑
 kayak V93.85 ☑
 sailboat V93.84 ☑
 surf-board V93.88 ☑
 water skis V93.87 ☑
 windsurfer V93.88 ☑
 parachutist V97.29 ☑
 entangled in object V97.21 ☑
 injured on landing V97.22 ☑
 pedal cycle — see Accident, transport, pedal cyclist
 pedestrian (on foot)
 with
 another pedestrian W51 ☑
 with fall W03 ☑
 due to ice or snow W00.0 ☑
 on pedestrian conveyance NEC V00.09 ☑
 rider of
 hoverboard V00.038 ☑
 Segway V00.038 ☑
 standing
 electric scooter V00.031 ☑
 micro-mobility pedestrian conveyance NEC V00.038 ☑
 roller skater (in-line) V00.01 ☑
 skate boarder V00.02 ☑
 transport vehicle — see Accident, transport
 on pedestrian conveyance — see Accident, transport, pedestrian, conveyance

Accident — continued
 pick-up truck or van — see Accident, transport, pickup truck occupant
 quarry truck — see Accident, transport, industrial vehicle occupant
 railway vehicle (any) (in motion) — see Accident, transport, railway vehicle occupant
 due to cataclysm — see Forces of nature, by type
 scooter (non-motorized) — see Accident, transport, pedestrian, conveyance, scooter
 sequelae of — see W00-X58 with 7th character S
 skateboard — see Accident, transport, pedestrian, conveyance, skateboard
 ski (ing) — see Accident, transport, pedestrian, conveyance
 lift V98.3 ☑
 specified cause NEC X58 ☑
 streetcar — see Accident, transport, streetcar occupant
 traffic (victim's mode of transport NOS) V87.9 ☑
 collision (between) V87.7 ☑
 bus and truck V87.5 ☑
 car and:
 bus V87.3 ☑
 pickup V87.2 ☑
 three-wheeled motor vehicle V87.0 ☑
 train V87.6 ☑
 truck V87.4 ☑
 two-wheeled motor vehicle V87.0 ☑
 van V87.2 ☑
 specified vehicle NEC V86.39 ☑
 and
 three-wheeled motor vehicle V87.1 ☑
 two-wheeled motor vehicle V87.1 ☑
 driver V86.09 ☑
 person on outside V86.29 ☑
 passenger V86.19 ☑
 while boarding or alighting V86.49 ☑
 known mode of transport — see Accident, transport, by type of vehicle
 noncollision V87.8 ☑
 transport (involving injury to) V99 ☑
 18 wheeler — see Accident, transport, truck occupant
 agricultural vehicle occupant (nontraffic) V84.9 ☑
 driver V84.5 ☑
 hanger-on V84.7 ☑
 passenger V84.6 ☑
 traffic V84.3 ☑
 driver V84.0 ☑
 hanger-on V84.2 ☑
 passenger V84.1 ☑
 while boarding or alighting V84.4 ☑
 aircraft NEC V97.89 ☑
 military NEC V97.818 ☑
 with civilian aircraft V97.810 ☑
 civilian injured by V97.811 ☑
 occupant injured (in)
 nonpowered craft accident V96.9 ☑
 balloon V96.00 ☑
 collision V96.03 ☑
 crash V96.01 ☑
 explosion V96.05 ☑
 fire V96.04 ☑
 forced landing V96.02 ☑
 specified type NEC V96.09 ☑
 glider V96.20 ☑
 collision V96.23 ☑
 crash V96.21 ☑
 explosion V96.25 ☑
 fire V96.24 ☑
 forced landing V96.22 ☑
 specified type NEC V96.29 ☑
 hang glider V96.10 ☑
 collision V96.13 ☑
 crash V96.11 ☑
 explosion V96.15 ☑
 fire V96.14 ☑
 forced landing V96.12 ☑
 specified type NEC V96.19 ☑
 specified craft NEC V96.8 ☑
 powered craft accident V95.9 ☑
 fixed wing NEC
 commercial V95.30 ☑
 collision V95.33 ☑
 crash V95.31 ☑

Accident**Accident — continued****transport — continued**

logging car — *see* Accident, transport, industrial vehicle occupant

military vehicle occupant (traffic) V86.34 ✓
 driver V86.04 ✓
 hanger-on V86.24 ✓
 nontraffic V86.94 ✓
 driver V86.54 ✓
 hanger-on V86.74 ✓
 passenger V86.64 ✓
 passenger V86.14 ✓
 while boarding or alighting V86.44 ✓

mine tram — *see* Accident, transport, industrial vehicle occupant

motorcoach — *see* Accident, transport, bus occupant

motor/cross bike rider (*see also* Accident, transport, dirt bike rider) V86.96 ✓

motorcyclist V29.9 ✓

collision (with)

- animal (traffic) V20.9 ✓
 - being ridden (traffic) V26.9 ✓
 - nontraffic V26.2 ✓
 - while boarding or alighting V26.3 ✓
- nontraffic V20.2 ✓
- while boarding or alighting V20.3 ✓

animal-drawn vehicle (traffic) V26.9 ✓
 nontraffic V26.2 ✓
 while boarding or alighting V26.3 ✓

bus (traffic) V24.9 ✓
 nontraffic V24.2 ✓
 while boarding or alighting V24.3 ✓

car (traffic) V23.9 ✓
 nontraffic V23.2 ✓
 while boarding or alighting V23.3 ✓

motor vehicle NOS (traffic) V29.60 ✓
 nontraffic V29.20 ✓
 specified type NEC (traffic) V29.69 ✓
 nontraffic V29.29 ✓

pedal cycle (traffic) V21.9 ✓
 nontraffic V21.2 ✓
 while boarding or alighting V21.3 ✓

pickup truck (traffic) V23.9 ✓
 nontraffic V23.2 ✓
 while boarding or alighting V23.3 ✓

railway vehicle (traffic) V25.9 ✓
 nontraffic V25.2 ✓
 while boarding or alighting V25.3 ✓

specified vehicle NEC (traffic) V26.9 ✓
 nontraffic V26.2 ✓
 while boarding or alighting V26.3 ✓

stationary object (traffic) V27.9 ✓
 nontraffic V27.2 ✓
 while boarding or alighting V27.3 ✓

streetcar (traffic) V26.9 ✓
 nontraffic V26.2 ✓
 while boarding or alighting V26.3 ✓

three wheeled motor vehicle (traffic) V22.9 ✓
 nontraffic V22.2 ✓
 while boarding or alighting V22.3 ✓

truck (traffic) V24.9 ✓
 nontraffic V24.2 ✓
 while boarding or alighting V24.3 ✓

two wheeled motor vehicle (traffic) V22.9 ✓
 nontraffic V22.2 ✓
 while boarding or alighting V22.3 ✓

van (traffic) V23.9 ✓
 nontraffic V23.2 ✓
 while boarding or alighting V23.3 ✓

driver

collision (with)

- animal (traffic) V20.4 ✓
 - being ridden (traffic) V26.4 ✓
 - nontraffic V26.0 ✓
 - nontraffic V20.0 ✓
- animal-drawn vehicle (traffic) V26.4 ✓
 nontraffic V26.0 ✓
- bus (traffic) V24.4 ✓
 nontraffic V24.0 ✓
- car (traffic) V23.4 ✓
 nontraffic V23.0 ✓
- motor vehicle NOS (traffic) V29.40 ✓
 nontraffic V29.00 ✓
 specified type NEC (traffic) V29.49 ✓
 nontraffic V29.09 ✓
- pedal cycle (traffic) V21.4 ✓
 nontraffic V21.0 ✓
- pickup truck (traffic) V23.4 ✓
 nontraffic V23.0 ✓
- railway vehicle (traffic) V25.4 ✓
 nontraffic V25.0 ✓

Accident — continued**transport — continued**

specified vehicle NEC (traffic) V26.4 ✓
 nontraffic V26.0 ✓

stationary object (traffic) V27.4 ✓
 nontraffic V27.0 ✓

streetcar (traffic) V26.4 ✓
 nontraffic V26.0 ✓

three wheeled motor vehicle (traffic) V22.4 ✓
 nontraffic V22.0 ✓

truck (traffic) V24.4 ✓
 nontraffic V24.0 ✓

two wheeled motor vehicle (traffic) V22.4 ✓
 nontraffic V22.0 ✓

van (traffic) V23.4 ✓
 nontraffic V23.0 ✓

noncollision accident (traffic) V28.4 ✓
 nontraffic V28.0 ✓

noncollision accident (traffic) V28.9 ✓
 nontraffic V28.2 ✓
 while boarding or alighting V28.3 ✓

nontraffic V29.3 ✓

passenger

collision (with)

- animal (traffic) V20.5 ✓
 - being ridden (traffic) V26.5 ✓
 - nontraffic V26.1 ✓
 - nontraffic V20.1 ✓
- animal-drawn vehicle (traffic) V26.5 ✓
 nontraffic V26.1 ✓
- bus (traffic) V24.5 ✓
 nontraffic V24.1 ✓
- car (traffic) V23.5 ✓
 nontraffic V23.1 ✓
- motor vehicle NOS (traffic) V29.50 ✓
 nontraffic V29.10 ✓
 specified type NEC (traffic) V29.59 ✓
 nontraffic V29.19 ✓
- pedal cycle (traffic) V21.5 ✓
 nontraffic V21.1 ✓
- pickup truck (traffic) V23.5 ✓
 nontraffic V23.1 ✓
- railway vehicle (traffic) V25.5 ✓
 nontraffic V25.1 ✓
- specified vehicle NEC (traffic) V26.5 ✓
 nontraffic V26.1 ✓
- stationary object (traffic) V27.5 ✓
 nontraffic V27.1 ✓
- streetcar (traffic) V26.5 ✓
 nontraffic V26.1 ✓
- three wheeled motor vehicle (traffic) V22.5 ✓
 nontraffic V22.1 ✓
- truck (traffic) V24.5 ✓
 nontraffic V24.1 ✓
- two wheeled motor vehicle (traffic) V22.5 ✓
 nontraffic V22.1 ✓
- van (traffic) V23.5 ✓
 nontraffic V23.1 ✓

noncollision accident (traffic) V28.5 ✓
 nontraffic V28.1 ✓

specified type NEC V29.88 ✓
 military vehicle V29.81 ✓

motor vehicle NEC occupant (traffic) V89.2 ✓

occupant (of)

- aircraft (powered) V95.9 ✓
 - fixed wing
 - commercial — *see* Accident, transport, aircraft, occupant, powered, fixed wing, commercial
 - private — *see* Accident, transport, aircraft, occupant, powered, fixed wing, private
 - nonpowered V96.9 ✓
 specified NEC V95.8 ✓
- airport battery-powered vehicle — *see* Accident, transport, industrial vehicle occupant
- all-terrain vehicle (ATV) — *see* Accident, transport, all-terrain vehicle occupant
- animal-drawn vehicle — *see* Accident, transport, animal-drawn vehicle occupant
- automobile — *see* Accident, transport, car occupant
- balloon V96.00 ✓
- battery-powered vehicle — *see* Accident, transport, industrial vehicle occupant
- bicycle — *see* Accident, transport, pedal cyclist motorized — *see* Accident, transport, motorcycle rider

Accident — continued**transport — continued**

boat NEC — *see* Accident, watercraft

bulldozer — *see* Accident, transport, construction vehicle occupant

bus — *see* Accident, transport, bus occupant

cable car (on rails) (*see also* Accident, transport, streetcar occupant)
 not on rails V98.0 ✓

car (*see also* Accident, transport, car occupant)
 cable (on rails) (*see also* Accident, transport, streetcar occupant)
 not on rails V98.0 ✓

coach — *see* Accident, transport, bus occupant

coal-car — *see* Accident, transport, industrial vehicle occupant

digger — *see* Accident, transport, construction vehicle occupant

dump truck — *see* Accident, transport, construction vehicle occupant

earth-leveler — *see* Accident, transport, construction vehicle occupant

farm machinery (self-propelled) — *see* Accident, transport, agricultural vehicle occupant

forklift — *see* Accident, transport, industrial vehicle occupant

glider (unpowered) V96.20 ✓
 hang V96.10 ✓
 powered (microlight) (ultralight) — *see* Accident, transport, aircraft, occupant, powered, glider

glider (unpowered) NEC V96.20 ✓

hang-glider V96.10 ✓

harvester — *see* Accident, transport, agricultural vehicle occupant

heavy (transport) vehicle — *see* Accident, transport, truck occupant

helicopter — *see* Accident, transport, aircraft, occupant, helicopter

ice-yacht V98.2 ✓

kite (carrying person) V96.8 ✓

land-yacht V98.1 ✓

logging car — *see* Accident, transport, industrial vehicle occupant

mechanical shovel — *see* Accident, transport, construction vehicle occupant

microlight — *see* Accident, transport, aircraft, occupant, powered, glider

minibus — *see* Accident, transport, pickup truck occupant

minivan — *see* Accident, transport, pickup truck occupant

moped — *see* Accident, transport, motorcycle

motor scooter — *see* Accident, transport, motorcycle

motorcycle (with sidecar) — *see* Accident, transport, motorcycle

off-road motor-vehicle (*see also* Accident, transport, all-terrain vehicle occupant) V86.99 ✓

pedal cycle (*see also* Accident, transport, pedal cyclist)

pick-up (truck) — *see* Accident, transport, pickup truck occupant

railway (train) (vehicle) (subterranean) (elevated) — *see* Accident, transport, railway vehicle occupant

rickshaw — *see* Accident, transport, pedal cycle motorized — *see* Accident, transport, three-wheeled motor vehicle

pedal driven — *see* Accident, transport, pedal cyclist

road-roller — *see* Accident, transport, construction vehicle occupant

ship NOS V94.9 ✓

ski-lift (chair) (gondola) V98.3 ✓

snowmobile — *see* Accident, transport, snowmobile occupant

spacecraft, spaceship — *see* Accident, transport, aircraft, occupant, spacecraft

sport utility vehicle — *see* Accident, transport, pickup truck occupant

streetcar (interurban) (operating on public street or highway) — *see* Accident, transport, streetcar occupant

SUV — *see* Accident, transport, pickup truck occupant

téléférique V98.0 ✓

three-wheeled vehicle (motorized) (*see also* Accident, transport, three-wheeled motor vehicle occupant)

Chapter 1: Certain Infectious and Parasitic Diseases (A00-B99)

Certain infectious and parasitic diseases (A00-B99)

INCLUDES diseases generally recognized as communicable or transmissible
Use additional code to identify resistance to antimicrobial drugs (Z16.-)

EXCLUDES1 certain localized infections - see body system-related chapters

EXCLUDES2 carrier or suspected carrier of infectious disease (Z22.-)

infectious and parasitic diseases complicating pregnancy, childbirth and the puerperium (O98.-)

infectious and parasitic diseases specific to the perinatal period (P35-P39)

influenza and other acute respiratory infections (J00-J22)

This chapter contains the following blocks:

- A00-A09 Intestinal infectious diseases
- A15-A19 Tuberculosis
- A20-A28 Certain zoonotic bacterial diseases
- A30-A49 Other bacterial diseases
- A50-A64 Infections with a predominantly sexual mode of transmission
- A65-A69 Other spirochetal diseases
- A70-A74 Other diseases caused by chlamydiae
- A75-A79 Rickettsioses
- A80-A89 Viral and prion infections of the central nervous system
- A90-A99 Arthropod-borne viral fevers and viral hemorrhagic fevers
- B00-B09 Viral infections characterized by skin and mucous membrane lesions
- B10 Other human herpesviruses
- B15-B19 Viral hepatitis
- B20 Human immunodeficiency virus [HIV] disease
- B25-B34 Other viral diseases
- B35-B49 Mycoses
- B50-B64 Protozoal diseases
- B65-B83 Helminthiasis
- B85-B89 Pediculosis, acariasis and other infestations
- B90-B94 Sequelae of infectious and parasitic diseases
- B95-B97 Bacterial and viral infectious agents
- B99 Other infectious diseases

Intestinal infectious diseases (A00-A09)

- A00 Cholera**
 - A00.0 Cholera due to *Vibrio cholerae* 01, **biovar cholerae**
 - A00.1 Cholera due to *Vibrio cholerae* 01, **biovar eltor**
 - A00.9 **Cholera, unspecified**
- A01 Typhoid and paratyphoid fevers**
 - A01.0 Typhoid fever**
 - Infection due to *Salmonella typhi*
 - A01.00 **Typhoid fever, unspecified**
 - A01.01 Typhoid **meningitis**
 - A01.02 Typhoid fever **with heart involvement**
 - Typhoid endocarditis
 - Typhoid myocarditis
 - A01.03 Typhoid **pneumonia**
 - A01.04 Typhoid **arthritis**
 - A01.05 Typhoid **osteomyelitis**
 - A01.09 Typhoid fever **with other complications**
 - A01.1 Paratyphoid **fever A**
 - A01.2 Paratyphoid **fever B**
 - A01.3 Paratyphoid **fever C**
 - A01.4 **Paratyphoid fever, unspecified**
 - Infection due to *Salmonella paratyphi* NOS
- A02 Other salmonella infections**

INCLUDES infection or foodborne intoxication due to any *Salmonella* species other than *S. typhi* and *S. paratyphi*

- A02.0 *Salmonella enteritis*
- A02.1 *Salmonella sepsis*
- A02.2 Localized salmonella infections**
 - A02.20 **Localized salmonella infection, unspecified**
 - A02.21 *Salmonella meningitis*
 - A02.22 *Salmonella pneumonia*
 - A02.23 *Salmonella arthritis*
 - A02.24 *Salmonella osteomyelitis*
 - A02.25 *Salmonella pyelonephritis*
 - Salmonella tubulo-interstitial nephropathy
 - A02.29 *Salmonella with other localized infection*
- A02.8 **Other specified salmonella infections**
- A02.9 **Salmonella infection, unspecified**
- A03 Shigellosis**

DEFINITION: Shigellosis is caused by a group of bacteria called *Shigella*, leading to diarrhea, fever, and stomach cramps.

 - A03.0 Shigellosis due to *Shigella dysenteriae*
 - Group A shigellosis [Shiga-Kruse dysentery]
 - A03.1 Shigellosis due to *Shigella flexneri*
 - Group B shigellosis
 - A03.2 Shigellosis due to *Shigella boydii*
 - Group C shigellosis
 - A03.3 Shigellosis due to *Shigella sonnei*
 - Group D shigellosis
 - A03.8 **Other shigellosis**
 - A03.9 **Shigellosis, unspecified**
 - Bacillary dysentery NOS
- A04 Other bacterial intestinal infections**

EXCLUDES1 bacterial foodborne intoxications, NEC (A05.-) tuberculous enteritis (A18.32)

 - A04.0 **Enteropathogenic Escherichia coli infection**
 - A04.1 **Enterotoxigenic Escherichia coli infection**
 - A04.2 **Enteroinvasive Escherichia coli infection**
 - A04.3 **Enterohemorrhagic Escherichia coli infection**
 - A04.4 **Other intestinal Escherichia coli infections**
 - Escherichia coli enteritis NOS
 - A04.5 **Campylobacter enteritis**
 - A04.6 **Enteritis due to Yersinia enterocolitica**

EXCLUDES1 extraintestinal yersiniosis (A28.2)
 - A04.7 Enterocolitis due to Clostridium difficile**
 - Foodborne intoxication by *Clostridium difficile*
 - Pseudomembranous colitis
 - A04.71 **Enterocolitis due to Clostridium difficile, recurrent**

AHA: Q1 2020, Q4 2017
 - A04.72 **Enterocolitis due to Clostridium difficile, not specified as recurrent**

AHA: Q4 2017
 - A04.8 **Other specified bacterial intestinal infections**
 - A04.9 **Bacterial intestinal infection, unspecified**
 - Bacterial enteritis NOS
- A05 Other bacterial foodborne intoxications, not elsewhere classified**

EXCLUDES1 *Clostridium difficile* foodborne intoxication and infection (A04.7-)

 - Escherichia coli* infection (A04.0-A04.4)
 - listeriosis* (A32.-)
 - salmonella* foodborne intoxication and infection (A02.-)
 - toxic effect of noxious foodstuffs (T61-T62)
 - A05.0 Foodborne **staphylococcal** intoxication
 - A05.1 **Botulism food poisoning**
 - Botulism NOS
 - Classical foodborne intoxication due to *Clostridium botulinum*
 - EXCLUDES1** infant botulism (A48.51)
 - wound botulism (A48.52)

Unspecified Code Other Specified Code Manifestation Code N Newborn P Pediatric M Maternity A Adult ♂ Male ♀ Female
 ● New Code * New Text ▲ Revised Code Title ► Revised Text **NOTES** INCLUDES EXCLUDES1 Not coded here
 EXCLUDES2 Not included here 4th 4th character required 5th 5th character required 6th 6th character required 7th 7th character required
 7th Extension 'X' Alert HAC Hospital-acquired condition (HAC) alert AHA AHA Coding Clinic® Code first alert

Chapter 1: Certain Infectious and Parasitic Diseases (A00-B99)

A05.2 - A15.0

Tabular List

A05.2	Foodborne Clostridium perfringens [Clostridium welchii] intoxication	CC	CC-MCC	Exc
	Enteritis necroticans			
	Pig-bel			
A05.3	Foodborne Vibrio parahaemolyticus intoxication	CC	CC-MCC	Exc
A05.4	Foodborne Bacillus cereus intoxication	CC	CC-MCC	Exc
A05.5	Foodborne Vibrio vulnificus intoxication	CC	CC-MCC	Exc
A05.8	Other specified bacterial foodborne intoxications	CC	CC-MCC	Exc
A05.9	Bacterial foodborne intoxication, unspecified	CC	CC-MCC	Exc
4 th A06	Amebiasis			
	INCLUDES infection due to <i>Entamoeba histolytica</i>			
	EXCLUDES1 other protozoal intestinal diseases (A07.-)			
	EXCLUDES2 <i>acanthamebiasis</i> (B60.1-)			
	<i>Naegleriasis</i> (B60.2)			
A06.0	Acute amebic dysentery	CC	CC-MCC	Exc
	Acute amebiasis			
	Intestinal amebiasis NOS			
A06.1	Chronic intestinal amebiasis	CC	CC-MCC	Exc
A06.2	Amebic nondysenteric colitis	CC	CC-MCC	Exc
A06.3	Ameboma of intestine	CC	CC-MCC	Exc
	Ameboma NOS			
A06.4	Amebic liver abscess	MCC	CC-MCC	Exc
	Hepatic amebiasis			
A06.5	Amebic lung abscess	HCC	CC-MCC	Exc
	Amebic abscess of lung (and liver)			
A06.6	Amebic brain abscess	MCC	CC-MCC	Exc
	Amebic abscess of brain (and liver) (and lung)			
A06.7	Cutaneous amebiasis	CC	CC-MCC	Exc
5 th A06.8	Amebic infection of other sites			
	A06.81 Amebic cystitis	CC	CC-MCC	Exc
	A06.82 Other amebic genitourinary infections	CC	CC-MCC	Exc
	Amebic balanitis			
	Amebic vesiculitis			
	Amebic vulvovaginitis			
	A06.89 Other amebic infections	CC	CC-MCC	Exc
	Amebic appendicitis			
	Amebic splenic abscess			
A06.9	Amebiasis, unspecified	CC	CC-MCC	Exc
4 th A07	Other protozoal intestinal diseases			
A07.0	Balantidiasis	CC	CC-MCC	Exc
	Balantidial dysentery			
A07.1	Giardiasis [lambliasis]	CC	CC-MCC	Exc
A07.2	Cryptosporidiosis	CC	CC-MCC	Exc
A07.3	Isosporiasis	CC	CC-MCC	Exc
	Infection due to <i>Isospora belli</i> and <i>Isospora hominis</i>			
	Intestinal coccidiosis			
	Isosporosis			
A07.4	Cyclosporiasis	CC	CC-MCC	Exc
A07.8	Other specified protozoal intestinal diseases	CC	CC-MCC	Exc
	Intestinal microsporidiosis			
	Intestinal trichomoniasis			
	Sarcocystosis			
	Sarcosporidiosis			
A07.9	Protozoal intestinal disease, unspecified	CC	CC-MCC	Exc
	Flagellate diarrhea			
	Protozoal colitis			
	Protozoal diarrhea			
	Protozoal dysentery			
4 th A08	Viral and other specified intestinal infections			
	EXCLUDES1 influenza with involvement of gastrointestinal tract (J09.X3, J10.2, J11.2)			
A08.0	Rotaviral enteritis	CC	CC-MCC	Exc
5 th A08.1	Acute gastroenteropathy due to Norwalk agent and other small round viruses			
	A08.11 Acute gastroenteropathy due to Norwalk agent	CC	CC-MCC	Exc
	Acute gastroenteropathy due to Norovirus			
	Acute gastroenteropathy due to Norwalk-like agent			
A08.19	Acute gastroenteropathy due to other small round viruses	CC	CC-MCC	Exc
	Acute gastroenteropathy due to small round virus [SRV] NOS			

A08.2	Adenoviral enteritis	CC	CC-MCC	Exc
5 th A08.3	Other viral enteritis			
	A08.31 Calicivirus enteritis	CC	CC-MCC	Exc
	A08.32 Astrovirus enteritis	CC	CC-MCC	Exc
	A08.39 Other viral enteritis	CC	CC-MCC	Exc
	Coxsackie virus enteritis			
	Echovirus enteritis			
	Enterovirus enteritis NEC			
	Torovirus enteritis			
A08.4	Viral intestinal infection, unspecified	CC	CC-MCC	Exc
	AHA: Q3 2016			
	Viral enteritis NOS			
	Viral gastroenteritis NOS			
	Viral gastroenteropathy NOS			
A08.8	Other specified intestinal infections	CC	CC-MCC	Exc
A09	Infectious gastroenteritis and colitis, unspecified	CC	CC-MCC	Exc
	Infectious colitis NOS			
	Infectious enteritis NOS			
	Infectious gastroenteritis NOS			
	EXCLUDES1 colitis NOS (K52.9)			
	diarrhea NOS (R19.7)			
	enteritis NOS (K52.9)			
	gastroenteritis NOS (K52.9)			
	noninfective gastroenteritis and colitis, unspecified (K52.9)			

Tuberculosis (A15-A19) (Figure 1.1)

INCLUDES	infections due to <i>Mycobacterium tuberculosis</i> and <i>Mycobacterium bovis</i>
EXCLUDES1	congenital tuberculosis (P37.0)
	nonspecific reaction to test for tuberculosis without active tuberculosis (R76.1-)
	pneumoconiosis associated with tuberculosis, any type in A15 (J65)
	positive PPD (R76.11)
	positive tuberculin skin test without active tuberculosis (R76.11)
	sequelae of tuberculosis (B90.-)
	silicotuberculosis (J65)

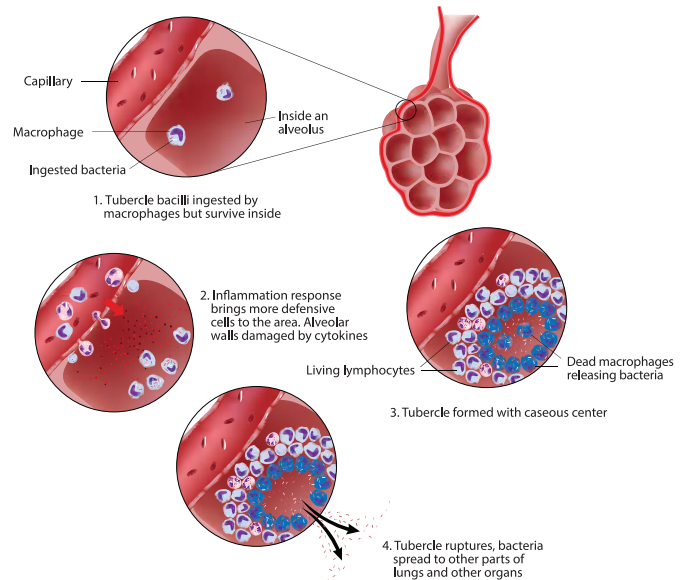


Figure 1.1 Progression of Tuberculosis

4 th A15	Respiratory tuberculosis			
A15.0	Tuberculosis of lung	CC	CC-MCC	Exc
	Tuberculous bronchiectasis			
	Tuberculous fibrosis of lung			
	Tuberculous pneumonia			
	Tuberculous pneumothorax			

Unacceptable principal diagnosis symbol per Medicare code edits Code exempt from diagnosis present on admission requirement
 ? Questionable admission CC Complication or comorbidity MCC Major complication or comorbidity CC/MCC exclusion
 HCC HCC diagnosis code RxHCC RxHCC diagnosis code MACRA code DEFINITION Describes condition/terminology
 TIP Coding guidance Official Guideline Reference Z-1 Z code as first-listed diagnosis



















































































































<p>E11.43 Type 2 diabetes mellitus with diabetic autonomic (poly)neuropathy </p> <p>AHA: Q2 2016</p> <p>Type 2 diabetes mellitus with diabetic gastroparesis</p> <p>E11.44 Type 2 diabetes mellitus with diabetic amyotrophy </p> <p>AHA: Q2 2016</p> <p>E11.49 Type 2 diabetes mellitus with other diabetic neurological complication </p> <p>E11.5 Type 2 diabetes mellitus with circulatory complications </p> <p>E11.51 Type 2 diabetes mellitus with diabetic peripheral angiopathy without gangrene </p> <p>AHA: Q3 2018</p> <p>E11.52 Type 2 diabetes mellitus with diabetic peripheral angiopathy with gangrene </p> <p>AHA: Q2 2020, Q4 2017</p> <p>Type 2 diabetes mellitus with diabetic gangrene</p> <p>E11.59 Type 2 diabetes mellitus with other circulatory complications </p> <p>E11.6 Type 2 diabetes mellitus with other specified complications </p> <p>E11.61 Type 2 diabetes mellitus with diabetic arthropathy </p> <p>E11.610 Type 2 diabetes mellitus with diabetic neuropathic arthropathy </p> <p>AHA: Q2 2016</p> <p>Type 2 diabetes mellitus with Charcot's joints</p> <p>E11.618 Type 2 diabetes mellitus with other diabetic arthropathy </p> <p>AHA: Q2 2018, Q2 2016</p> <p>E11.62 Type 2 diabetes mellitus with skin complications </p> <p>E11.620 Type 2 diabetes mellitus with diabetic dermatitis </p> <p>Type 2 diabetes mellitus with diabetic necrobiosis lipoidica</p> <p>E11.621 Type 2 diabetes mellitus with foot ulcer </p> <p>AHA: Q1 2020, Q2 2020, Q1 2016</p> <p>Use additional code to identify site of ulcer (L97.4-, L97.5-)</p> <p>E11.622 Type 2 diabetes mellitus with other skin ulcer </p> <p>AHA: Q1 2021</p> <p>Use additional code to identify site of ulcer (L97.1-L97.9, L98.41-L98.49)</p> <p>E11.628 Type 2 diabetes mellitus with other skin complications </p> <p>E11.63 Type 2 diabetes mellitus with oral complications </p> <p>E11.630 Type 2 diabetes mellitus with periodontal disease </p> <p>E11.638 Type 2 diabetes mellitus with other oral complications </p> <p>E11.64 Type 2 diabetes mellitus with hypoglycemia </p> <p>E11.641 Type 2 diabetes mellitus with hypoglycemia with coma </p> <p>E11.649 Type 2 diabetes mellitus with hypoglycemia without coma </p> <p>AHA: Q3 2016, Q3 2015</p> <p>E11.65 Type 2 diabetes mellitus with hyperglycemia </p> <p>E11.69 Type 2 diabetes mellitus with other specified complication </p> <p>AHA: Q1 2020, Q4 2016</p> <p>Use additional code to identify complication</p> <p>E11.8 Type 2 diabetes mellitus with unspecified complications </p> <p>E11.9 Type 2 diabetes mellitus without complications </p> <p>AHA: Q2 2020, Q2 2016, Q4 2016</p> <p>E13 Other specified diabetes mellitus </p> <p> See Official Guidelines, "Secondary diabetes mellitus" I.C.4.a.6</p> <p>INCLUDES diabetes mellitus due to genetic defects of beta-cell function diabetes mellitus due to genetic defects in insulin action postpancreatectomy diabetes mellitus postprocedural diabetes mellitus secondary diabetes mellitus NEC</p>	<p>Use additional code to identify control using: insulin (Z79.4) oral antidiabetic drugs (Z79.84) oral hypoglycemic drugs (Z79.84)</p> <p>EXCLUDES1 diabetes (mellitus) due to autoimmune process (E10.-) diabetes (mellitus) due to immune mediated pancreatic islet beta-cell destruction (E10.-) diabetes mellitus due to underlying condition (E08.-) drug or chemical induced diabetes mellitus (E09.-) gestational diabetes (O24.4-) neonatal diabetes mellitus (P70.2) type 1 diabetes mellitus (E10.-)</p> <p>E13.0 Other specified diabetes mellitus with hyperosmolarity </p> <p>E13.00 Other specified diabetes mellitus with hyperosmolarity without nonketotic hyperglycemic-hyperosmolar coma (NKHHC) </p> <p>EXCLUDES2 type 2 diabetes mellitus (E11.-)</p> <p>E13.01 Other specified diabetes mellitus with hyperosmolarity with coma </p> <p>E13.1 Other specified diabetes mellitus with ketoacidosis </p> <p>E13.10 Other specified diabetes mellitus with ketoacidosis without coma </p> <p>AHA: Q2 2016</p> <p>E13.11 Other specified diabetes mellitus with ketoacidosis with coma </p> <p>E13.2 Other specified diabetes mellitus with kidney complications </p> <p>E13.21 Other specified diabetes mellitus with diabetic nephropathy </p> <p>Other specified diabetes mellitus with intercapillary glomerulosclerosis Other specified diabetes mellitus with intracapillary glomerulonephrosis Other specified diabetes mellitus with Kimmelstiel-Wilson disease</p> <p>E13.22 Other specified diabetes mellitus with diabetic chronic kidney disease </p> <p>Use additional code to identify stage of chronic kidney disease (N18.1-N18.6)</p> <p>E13.29 Other specified diabetes mellitus with other diabetic kidney complication </p> <p>Other specified diabetes mellitus with renal tubular degeneration</p> <p>E13.3 Other specified diabetes mellitus with ophthalmic complications </p> <p>E13.31 Other specified diabetes mellitus with unspecified diabetic retinopathy </p> <p>E13.311 Other specified diabetes mellitus with unspecified diabetic retinopathy with macular edema </p> <p>E13.319 Other specified diabetes mellitus with unspecified diabetic retinopathy without macular edema </p> <p>E13.32 Other specified diabetes mellitus with mild nonproliferative diabetic retinopathy </p> <p>Other specified diabetes mellitus with nonproliferative diabetic retinopathy NOS</p> <p>One of the following 7th characters is to be assigned to codes in subcategory E13.32 to designate laterality of the disease:</p> <p>1 = right eye 2 = left eye 3 = bilateral 9 = unspecified eye</p> <p>E13.321 Other specified diabetes mellitus with mild nonproliferative diabetic retinopathy with macular edema </p> <p>E13.329 Other specified diabetes mellitus with mild nonproliferative diabetic retinopathy without macular edema </p>
--	---











Unspecified Code Other Specified Code Manifestation Code N Newborn P Pediatric M Maternity A Adult ♂ Male ♀ Female
 ● New Code * New Text ▲ Revised Code Title ► Revised Text **NOTES** **INCLUDES** **EXCLUDES1** Not coded here
EXCLUDES2 Not included here 4th character required 5th character required 6th character required 7th character required
 Extension 'X' Alert Hospital-acquired condition (HAC) alert AHA Coding Clinic Code first alert






























































Chapter 4: Endocrine, Nutritional and Metabolic Diseases (E00-E89)

E23.2 - E28.9

Tabular List

<p>E23.2 Diabetes insipidus    </p> <p>EXCLUDES1 nephrogenic diabetes insipidus (N25.1)</p> <p>E23.3 Hypothalamic dysfunction, not elsewhere classified   </p> <p>EXCLUDES1 Prader-Willi syndrome (Q87.11) Russell-Silver syndrome (Q87.19)</p> <p>E23.6 Other disorders of pituitary gland   </p> <p>Abscess of pituitary Adiposogenital dystrophy</p> <p>E23.7 Disorder of pituitary gland, unspecified   </p> <p>4th E24 Cushing's syndrome</p> <p>DEFINITION: Cushing syndrome occurs when the body is exposed to high levels of the hormone cortisol for an extended time.</p> <p>EXCLUDES1 congenital adrenal hyperplasia (E25.0)</p> <p>E24.0 Pituitary-dependent Cushing's disease    </p> <p>Overproduction of pituitary ACTH Pituitary-dependent hypercorticism</p> <p>E24.1 Nelson's syndrome   </p> <p>E24.2 Drug-induced Cushing's syndrome    </p> <p>Use additional code for adverse effect, if applicable, to identify drug (T36-T50 with fifth or sixth character 5)</p> <p>E24.3 Ectopic ACTH syndrome    </p> <p>E24.4 Alcohol-induced pseudo-Cushing's syndrome    </p> <p>E24.8 Other Cushing's syndrome    </p> <p>E24.9 Cushing's syndrome, unspecified    </p> <p>4th E25 Adrenogenital disorders</p> <p>INCLUDES adrenogenital syndromes, virilizing or feminizing, whether acquired or due to adrenal hyperplasia consequent on inborn enzyme defects in hormone synthesis Female adrenal pseudohermaphroditism Female heterosexual precocious pseudopuberty Male isosexual precocious pseudopuberty Male macrogenitosomia praecox Male sexual precocity with adrenal hyperplasia Male virilization (female)</p> <p>EXCLUDES1 indeterminate sex and pseudohermaphroditism (Q56) chromosomal abnormalities (Q90-Q99)</p> <p>E25.0 Congenital adrenogenital disorders associated with enzyme deficiency   </p> <p>Congenital adrenal hyperplasia 21-Hydroxylase deficiency Salt-losing congenital adrenal hyperplasia</p> <p>E25.8 Other adrenogenital disorders   </p> <p>Idiopathic adrenogenital disorder Use additional code for adverse effect, if applicable, to identify drug (T36-T50 with fifth or sixth character 5)</p> <p>E25.9 Adrenogenital disorder, unspecified   </p> <p>Adrenogenital syndrome NOS</p> <p>4th E26 Hyperaldosteronism</p> <p>5th E26.0 Primary hyperaldosteronism</p> <p>E26.01 Conn's syndrome   </p> <p>Code also adrenal adenoma (D35.0-)</p> <p>E26.02 Glucocorticoid-remediable aldosteronism   </p> <p>Familial aldosteronism type I</p> <p>E26.09 Other primary hyperaldosteronism   </p> <p>Primary aldosteronism due to adrenal hyperplasia (bilateral)</p> <p>E26.1 Secondary hyperaldosteronism   </p> <p>5th E26.8 Other hyperaldosteronism</p> <p>E26.81 Bartter's syndrome   </p> <p>E26.89 Other hyperaldosteronism   </p> <p>E26.9 Hyperaldosteronism, unspecified   </p> <p>Aldosteronism NOS Hyperaldosteronism NOS</p>	<p>4th E27 Other disorders of adrenal gland</p> <p>E27.0 Other adrenocortical overactivity    </p> <p>Overproduction of ACTH, not associated with Cushing's disease Premature adrenarche EXCLUDES1 Cushing's syndrome (E24.-)</p> <p>E27.1 Primary adrenocortical insufficiency    </p> <p>Addison's disease Autoimmune adrenalitis EXCLUDES1 Addison only phenotype adrenoleukodystrophy (E71.528) amyloidosis (E85.-) tuberculous Addison's disease (A18.7) Waterhouse-Friderichsen syndrome (A39.1)</p> <p>E27.2 Addisonian crisis    </p> <p>Adrenal crisis Adrenocortical crisis</p> <p>E27.3 Drug-induced adrenocortical insufficiency    </p> <p>Use additional code for adverse effect, if applicable, to identify drug (T36-T50 with fifth or sixth character 5)</p> <p>5th E27.4 Other and unspecified adrenocortical insufficiency</p> <p>EXCLUDES1 adrenoleukodystrophy [Addison-Schilder] (E71.528) Waterhouse-Friderichsen syndrome (A39.1)</p> <p>E27.40 Unspecified adrenocortical insufficiency    </p> <p>Adrenocortical insufficiency NOS Hypoadosteronism</p> <p>E27.49 Other adrenocortical insufficiency    </p> <p>Adrenal hemorrhage Adrenal infarction</p> <p>E27.5 Adrenomedullary hyperfunction    </p> <p>Adrenomedullary hyperplasia Catecholamine hypersecretion</p> <p>E27.8 Other specified disorders of adrenal gland   </p> <p>Abnormality of cortisol-binding globulin</p> <p>E27.9 Disorder of adrenal gland, unspecified   </p> <p>4th E28 Ovarian dysfunction</p> <p>EXCLUDES1 isolated gonadotropin deficiency (E23.0) postprocedural ovarian failure (E89.4-)</p> <p>E28.0 Estrogen excess </p> <p>Use additional code for adverse effect, if applicable, to identify drug (T36-T50 with fifth or sixth character 5)</p> <p>E28.1 Androgen excess </p> <p>Hypersecretion of ovarian androgens Use additional code for adverse effect, if applicable, to identify drug (T36-T50 with fifth or sixth character 5)</p> <p>E28.2 Polycystic ovarian syndrome </p> <p>Sclerocystic ovary syndrome Stein-Leventhal syndrome</p> <p>5th E28.3 Primary ovarian failure</p> <p>EXCLUDES1 pure gonadal dysgenesis (Q99.1) Turner's syndrome (Q96.-)</p> <p>6th E28.31 Premature menopause</p> <p>E28.310 Symptomatic premature menopause  </p> <p>Symptoms such as flushing, sleeplessness, headache, lack of concentration, associated with premature menopause</p> <p>E28.319 Asymptomatic premature menopause  </p> <p>Premature menopause NOS</p> <p>E28.39 Other primary ovarian failure </p> <p>Decreased estrogen Resistant ovary syndrome</p> <p>E28.8 Other ovarian dysfunction </p> <p>Ovarian hyperfunction NOS EXCLUDES1 postprocedural ovarian failure (E89.4-)</p> <p>E28.9 Ovarian dysfunction, unspecified </p>
--	--

 Unacceptable principal diagnosis symbol per Medicare code edits  Code exempt from diagnosis present on admission requirement
 Questionable admission  Complication or comorbidity  Major complication or comorbidity  CC/MCC exclusion
 HCC diagnosis code  RxHCC diagnosis code **MACRA code** **DEFINITION** Describes condition/terminology
TIP Coding guidance  Official Guideline Reference  Z code as first-listed diagnosis

- K75.3 Granulomatous hepatitis, not elsewhere classified**   
EXCLUDES1 acute or subacute hepatitis (K72.0-)
 chronic hepatitis NEC (K73.-)
 viral hepatitis (B15-B19)
- K75.4 Autoimmune hepatitis**   
 Lupoid hepatitis NEC
- K75.8 Other specified inflammatory liver diseases**
- K75.81 Nonalcoholic steatohepatitis (NASH)**   
Use additional code, if applicable, hepatic fibrosis (K74.0-)
- K75.89 Other specified inflammatory liver diseases**   
- K75.9 Inflammatory liver disease, unspecified**   
AHA: Q2 2015
 Hepatitis NOS
EXCLUDES1 acute or subacute hepatitis (K72.0-)
 chronic hepatitis NEC (K73.-)
 viral hepatitis (B15-B19)
- K76 Other diseases of liver**   
- EXCLUDES2** alcoholic liver disease (K70.-)
 amyloid degeneration of liver (E85.-)
 cystic disease of liver (congenital) (Q44.6)
 hepatic vein thrombosis (I82.0)
 hepatomegaly NOS (R16.0)
 pigmentary cirrhosis (of liver) (E83.110)
 portal vein thrombosis (I81)
 toxic liver disease (K71.-)
- K76.0 Fatty (change of) liver, not elsewhere classified**   
 Nonalcoholic fatty liver disease (NAFLD)
EXCLUDES1 nonalcoholic steatohepatitis (NASH) (K75.81)
- K76.1 Chronic passive congestion of liver**
 Cardiac cirrhosis
 Cardiac sclerosis
- K76.2 Central hemorrhagic necrosis of liver**    
EXCLUDES1 liver necrosis with hepatic failure (K72.-)
- K76.3 Infarction of liver**    
- K76.4 Peliosis hepatis**   
 Hepatic angiomatosis
- K76.5 Hepatic veno-occlusive disease**   
EXCLUDES1 Budd-Chiari syndrome (I82.0)
- K76.6 Portal hypertension**      
AHA: Q1 2020
Use additional code for any associated complications, such as:
 portal hypertensive gastropathy (K31.89)
- K76.7 Hepatorenal syndrome**     
EXCLUDES1 hepatorenal syndrome following labor and delivery (O90.4)
 postprocedural hepatorenal syndrome (K91.83)
- K76.8 Other specified diseases of liver**   
- K76.81 Hepatopulmonary syndrome**   
Code first underlying liver disease, such as:
 alcoholic cirrhosis of liver (K70.3-)
 cirrhosis of liver without mention of alcohol (K74.6-)
- K76.89 Other specified diseases of liver**   
 Cyst (simple) of liver
 Focal nodular hyperplasia of liver
 Hepatoptosis
- K76.9 Liver disease, unspecified**   
- K77 Liver disorders in diseases classified elsewhere**   
Code first underlying disease, such as:
 amyloidosis (E85.-)
 congenital syphilis (A50.0, A50.5)
 congenital toxoplasmosis (P37.1)
 *infectious mononucleosis with liver disease (B27.0-B27.9 with .9)
 schistosomiasis (B65.0-B65.9)

EXCLUDES1 alcoholic hepatitis (K70.1-)
 alcoholic liver disease (K70.-)
 cytomegaloviral hepatitis (B25.1)
 herpesviral [herpes simplex] hepatitis (B00.81)
 mumps hepatitis (B26.81)
 sarcoidosis with liver disease (D86.89)
 secondary syphilis with liver disease (A51.45)
 syphilis (late) with liver disease (A52.74)
 toxoplasmosis (acquired) hepatitis (B58.1)
 tuberculosis with liver disease (A18.83)

Disorders of gallbladder, biliary tract and pancreas (K80-K87)

K80 Cholelithiasis (Figure 11.9)

DEFINITION: Cholelithiasis is the presence of gallstones, which are concretions that form in the biliary tract (usually, the gallbladder).

EXCLUDES1 retained cholelithiasis following cholecystectomy (K91.86)

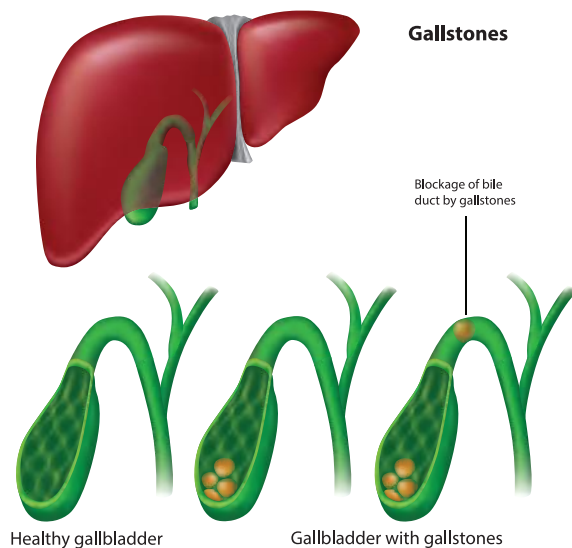


























Figure 11.9 Gallstones













































- K80.0 Calculus of gallbladder with acute cholecystitis**
 Any condition listed in K80.2 with acute cholecystitis
Use additional code if applicable for associated gangrene of gallbladder (K82.A1), or perforation of gallbladder (K82.A2)
- K80.00 Calculus of gallbladder with acute cholecystitis without obstruction**   
AHA: Q4 2018
- K80.01 Calculus of gallbladder with acute cholecystitis with obstruction**   
- K80.1 Calculus of gallbladder with other cholecystitis**
Use additional code if applicable for associated gangrene of gallbladder (K82.A1), or perforation of gallbladder (K82.A2)
- K80.10 Calculus of gallbladder with chronic cholecystitis without obstruction**   
 Cholelithiasis with cholecystitis NOS
- K80.11 Calculus of gallbladder with chronic cholecystitis with obstruction**   
- K80.12 Calculus of gallbladder with acute and chronic cholecystitis without obstruction**   
- K80.13 Calculus of gallbladder with acute and chronic cholecystitis with obstruction**   
- K80.18 Calculus of gallbladder with other cholecystitis without obstruction**   
- K80.19 Calculus of gallbladder with other cholecystitis with obstruction**   

Unspecified Code Other Specified Code Manifestation Code **N** Newborn **P** Pediatric **M** Maternity **A** Adult **♂** Male **♀** Female
 ● New Code * New Text ▲ Revised Code Title ► Revised Text **NOTES** **INCLUDES** **EXCLUDES1** Not coded here
EXCLUDES2 Not included here **4th** 4th character required **5th** 5th character required **6th** 6th character required **7th** 7th character required
7th Extension 'X' Alert **HAC** Hospital-acquired condition (HAC) alert **AHA** AHA Coding Clinic **Code first** alert


























Chapter 11: Diseases of the Digestive System (K00-K95)



K86.89 - K91.87





Tabular List




<p>K86.89 Other specified diseases of pancreas  </p> <p>AHA: Q4 2016</p> <p>Aseptic pancreatic necrosis, unrelated to acute pancreatitis</p> <p>Atrophy of pancreas</p> <p>Calculus of pancreas</p> <p>Cirrhosis of pancreas</p> <p>Fibrosis of pancreas</p> <p>Pancreatic fat necrosis, unrelated to acute pancreatitis</p> <p>Pancreatic infantilism</p> <p>Pancreatic necrosis NOS, unrelated to acute pancreatitis</p> <p>K86.9 Disease of pancreas, unspecified  </p> <p>K87 Disorders of gallbladder, biliary tract and pancreas in diseases classified elsewhere  </p> <p> Code first underlying disease</p> <p>EXCLUDES1 cytomegaloviral pancreatitis (B25.2)</p> <p>mumps pancreatitis (B26.3)</p> <p>syphilitic gallbladder (A52.74)</p> <p>syphilitic pancreas (A52.74)</p> <p>tuberculosis of gallbladder (A18.83)</p> <p>tuberculosis of pancreas (A18.83)</p>	<p>K91.0 Vomiting following gastrointestinal surgery </p> <p>K91.1 Postgastric surgery syndromes </p> <p>Dumping syndrome</p> <p>Postgastrectomy syndrome</p> <p>Postvagotomy syndrome</p> <p>K91.2 Postsurgical malabsorption, not elsewhere classified   </p> <p>Postsurgical blind loop syndrome</p> <p>EXCLUDES1 malabsorption osteomalacia in adults (M83.2)</p> <p>malabsorption osteoporosis, postsurgical (M80.8-, M81.8)</p> <p>5th K91.3 Postprocedural intestinal obstruction</p> <p>K91.30 Postprocedural intestinal obstruction, unspecified as to partial versus complete  </p> <p>AHA: Q4 2017</p> <p>Postprocedural intestinal obstruction NOS</p> <p>K91.31 Postprocedural partial intestinal obstruction  </p> <p>AHA: Q4 2017</p> <p>Postprocedural incomplete intestinal obstruction</p> <p>K91.32 Postprocedural complete intestinal obstruction  </p> <p>AHA: Q4 2017</p> <p>K91.5 Postcholecystectomy syndrome</p> <p>5th K91.6 Intraoperative hemorrhage and hematoma of a digestive system organ or structure complicating a procedure</p> <p>EXCLUDES1 intraoperative hemorrhage and hematoma of a digestive system organ or structure due to accidental puncture and laceration during a procedure (K91.7-)</p> <p>K91.61 Intraoperative hemorrhage and hematoma of a digestive system organ or structure complicating a digestive system procedure  </p> <p>AHA: Q1 2020</p> <p>K91.62 Intraoperative hemorrhage and hematoma of a digestive system organ or structure complicating other procedure  </p> <p>5th K91.7 Accidental puncture and laceration of a digestive system organ or structure during a procedure</p> <p>K91.71 Accidental puncture and laceration of a digestive system organ or structure during a digestive system procedure  </p> <p>AHA: Q2 2021</p> <p>K91.72 Accidental puncture and laceration of a digestive system organ or structure during other procedure  </p> <p>AHA: Q2 2019</p> <p>5th K91.8 Other intraoperative and postprocedural complications and disorders of digestive system</p> <p>K91.81 Other intraoperative complications of digestive system  </p> <p>K91.82 Postprocedural hepatic failure  </p> <p>K91.83 Postprocedural hepatorenal syndrome  </p> <p>6th K91.84 Postprocedural hemorrhage of a digestive system organ or structure following a procedure</p> <p>K91.840 Postprocedural hemorrhage of a digestive system organ or structure following a digestive system procedure  </p> <p>AHA: Q1 2016</p> <p>K91.841 Postprocedural hemorrhage of a digestive system organ or structure following other procedure  </p> <p>6th K91.85 Complications of intestinal pouch</p> <p>K91.850 Pouchitis   </p> <p>Inflammation of internal ileoanal pouch</p> <p>K91.858 Other complications of intestinal pouch   </p> <p>AHA: Q2 2019</p> <p>K91.86 Retained cholelithiasis following cholecystectomy  </p> <p>6th K91.87 Postprocedural hematoma and seroma of a digestive system organ or structure following a procedure</p>
--	---



Other diseases of the digestive system (K90-K95)

<p>4th K90 Intestinal malabsorption</p> <p>EXCLUDES1 intestinal malabsorption following gastrointestinal surgery (K91.2)</p>	
<p>K90.0 Celiac disease  </p> <p>Celiac disease with steatorrhea</p> <p>Celiac gluten-sensitive enteropathy</p> <p>Nontropical sprue</p> <p>Use additional code for associated disorders including:</p> <p>dermatitis herpetiformis (L13.0)</p> <p>gluten ataxia (G32.81)</p> <p>Code also exocrine pancreatic insufficiency (K86.81)</p>	
<p>K90.1 Tropical sprue   </p> <p>Sprue NOS</p> <p>Tropical steatorrhea</p>	
<p>K90.2 Blind loop syndrome, not elsewhere classified   </p> <p>Blind loop syndrome NOS</p> <p>EXCLUDES1 congenital blind loop syndrome (Q43.8)</p> <p>postsurgical blind loop syndrome (K91.2)</p>	
<p>K90.3 Pancreatic steatorrhea   </p>	
<p>5th K90.4 Other malabsorption due to intolerance</p> <p>EXCLUDES2 celiac gluten-sensitive enteropathy (K90.0)</p> <p>lactose intolerance (E73.-)</p>	
<p>K90.41 Non-celiac gluten sensitivity  </p> <p>AHA: Q4 2016</p> <p>Gluten sensitivity NOS</p> <p>Non-celiac gluten sensitive enteropathy</p>	
<p>K90.49 Malabsorption due to intolerance, not elsewhere classified   </p> <p>AHA: Q4 2016</p> <p>Malabsorption due to intolerance to carbohydrate</p> <p>Malabsorption due to intolerance to fat</p> <p>Malabsorption due to intolerance to protein</p> <p>Malabsorption due to intolerance to starch</p>	
<p>5th K90.8 Other intestinal malabsorption</p>	
<p>K90.81 Whipple's disease   </p>	
<p>K90.89 Other intestinal malabsorption   </p>	
<p>K90.9 Intestinal malabsorption, unspecified   </p> <p>AHA: Q4 2016</p>	
<p>4th K91 Intraoperative and postprocedural complications and disorders of digestive system, not elsewhere classified</p> <p>EXCLUDES2 complications of artificial opening of digestive system (K94.-)</p> <p>complications of bariatric procedures (K95.-)</p> <p>gastrojejunal ulcer (K28.-)</p> <p>postprocedural (radiation) retroperitoneal abscess (K68.11)</p> <p>radiation colitis (K52.0)</p> <p>radiation gastroenteritis (K52.0)</p> <p>radiation proctitis (K62.7)</p>	

 Unacceptable principal diagnosis symbol per Medicare code edits  Code exempt from diagnosis present on admission requirement

 Questionable admission  Complication or comorbidity  Major complication or comorbidity  CC/MCC exclusion

 HCC diagnosis code  RxHCC diagnosis code  MACRA code **DEFINITION** Describes condition/terminology

TIP Coding guidance  Official Guideline Reference  Z code as first-listed diagnosis

Appendix A: Z Codes for Long-term Use of Drugs

Note: This list of brand name and generic drugs correspond by drug class to Z codes for long-term use of drugs. This comprehensive, but not exhaustive list, is provided solely as a reference and does not imply a guarantee of reimbursement. Check with individual payers to determine their billing, coding, and reimbursement guidelines. Drugs listed in this table were current at the time of printing.

Drug Name	Code	Code Descriptor
acarbose	Z79.84	Long term (current) use of oral hypoglycemic drugs
acetaminophen	Z79.899	Other long term (current) drug therapy
acetaminophen/codeine	Z79.891	Long term (current) use of opiate analgesic
acetylsalicylic acid	Z79.82	Long term (current) use of aspirin
Achromycin V®	Z79.2	Long term (current) use of antibiotics
Acticlate®	Z79.2	Long term (current) use of antibiotics
Actiq®	Z79.891	Long term (current) use of opiate analgesic
Activella®	Z79.890	Hormone replacement therapy (postmenopausal)
Actonel®	Z79.83	Long term (current) use of bisphosphonates
Actoplus Met®	Z79.84	Long term (current) use of oral hypoglycemic drugs
Actos®	Z79.84	Long term (current) use of oral hypoglycemic drugs
Advair HFA®	Z79.51	Long term (current) use of inhaled steroids
Advil Liqui-Gels®	Z79.1	Long term (current) use of non-steroidal anti-inflammatories (NSAID)
Advil®	Z79.1	Long term (current) use of non-steroidal anti-inflammatories (NSAID)
Aggrastat®	Z79.02	Long term (current) use of antithrombotics/antiplatelets
Aggrenox®	Z79.02	Long term (current) use of antithrombotics/antiplatelets
Agrylin®	Z79.02	Long term (current) use of antithrombotics/antiplatelets
alendronate	Z79.83	Long term (current) use of bisphosphonates
Aleve®	Z79.1	Long term (current) use of non-steroidal anti-inflammatories (NSAID)
alogliptin and metformin	Z79.84	Long term (current) use of oral hypoglycemic drugs
alogliptin and pioglitazone	Z79.84	Long term (current) use of oral hypoglycemic drugs
Alora®	Z79.890	Hormone replacement therapy (postmenopausal)
Altabax®	Z79.2	Long term (current) use of antibiotics
Altavera®	Z79.3	Long term (current) use of hormonal contraceptives
Alvesco®	Z79.51	Long term (current) use of inhaled steroids
Alyacen 1/35®	Z79.3	Long term (current) use of hormonal contraceptives
Amaryl®	Z79.84	Long term (current) use of oral hypoglycemic drugs
amoxicillin	Z79.2	Long term (current) use of antibiotics
amoxicillin and clavulanate potassium	Z79.2	Long term (current) use of antibiotics
Amoxil®	Z79.2	Long term (current) use of antibiotics
ampicillin	Z79.2	Long term (current) use of antibiotics
anagrelide	Z79.02	Long term (current) use of antithrombotics/antiplatelets
Anaprox-DS®	Z79.1	Long term (current) use of non-steroidal anti-inflammatories (NSAID)
anastrozole	Z79.811	Long term (current) use of aromatase inhibitors
Angeliq®	Z79.890	Hormone replacement therapy (postmenopausal)
Angiomax®	Z79.02	Long term (current) use of antithrombotics/antiplatelets
antineoplastic drugs	Z79.899	Other long term (current) drug therapy
apixaban	Z79.01	Long term (current) use of anticoagulants
Aranelle®	Z79.3	Long term (current) use of hormonal contraceptives
argatroban	Z79.02	Long term (current) use of antithrombotics/antiplatelets
Arimidex®	Z79.811	Long term (current) use of aromatase inhibitors
Aristospan®	Z79.52	Long term (current) use of systemic steroids
Arixtra®	Z79.01	Long term (current) use of anticoagulants
Arnuty Ellipta®	Z79.51	Long term (current) use of inhaled steroids
Aromasin®	Z79.811	Long term (current) use of aromatase inhibitors
Arthrotec®	Z79.1	Long term (current) use of non-steroidal anti-inflammatories (NSAID)

DiaBeta® - estradiol, oral

Appendix A: Z Codes for Long-term Use of Drugs

Drug Name	Code	Code Descriptor
DiaBeta®	Z79.84	Long term (current) use of oral hypoglycemic drugs
diclofenac	Z79.1	Long term (current) use of non-steroidal anti-inflammatories (NSAID)
diclofenac/misoprostol	Z79.1	Long term (current) use of non-steroidal anti-inflammatories (NSAID)
dicloxacillin	Z79.2	Long term (current) use of antibiotics
dienogest/estradiol	Z79.3	Long term (current) use of hormonal contraceptives
Dificid®	Z79.2	Long term (current) use of antibiotics
diflunisal	Z79.1	Long term (current) use of non-steroidal anti-inflammatories (NSAID)
Dilaudid®	Z79.891	Long term (current) use of opiate analgesic
dipyridamole	Z79.02	Long term (current) use of antithrombotics/antiplatelets
Divigel®	Z79.890	Hormone replacement therapy (postmenopausal)
Doryx®	Z79.2	Long term (current) use of antibiotics
doxycycline	Z79.2	Long term (current) use of antibiotics
drospirenone/estradiol	Z79.890	Hormone replacement therapy (postmenopausal)
drospirenone/ethinyl estradiol	Z79.3	Long term (current) use of hormonal contraceptives
drospirenone/ethinyl estradiol/levomefolate calcium	Z79.3	Long term (current) use of hormonal contraceptives
Duavee®	Z79.890	Hormone replacement therapy (postmenopausal)
Duetact®	Z79.84	Long term (current) use of oral hypoglycemic drugs
Duexis®	Z79.1	Long term (current) use of non-steroidal anti-inflammatories (NSAID)
Dulera®	Z79.51	Long term (current) use of inhaled steroids
Duragesic®	Z79.891	Long term (current) use of opiate analgesic
Duramorph PF®	Z79.891	Long term (current) use of opiate analgesic
Durlaza®	Z79.82	Long term (current) use of aspirin
Dynacin®	Z79.2	Long term (current) use of antibiotics
E.E.S. 400 Filmtab®	Z79.2	Long term (current) use of antibiotics
E.E.S. Granules®	Z79.2	Long term (current) use of antibiotics
EC-Naprosyn®	Z79.1	Long term (current) use of non-steroidal anti-inflammatories (NSAID)
edoxaban	Z79.01	Long term (current) use of anticoagulants
Effient®	Z79.02	Long term (current) use of antithrombotics/antiplatelets
Elestrin®	Z79.890	Hormone replacement therapy (postmenopausal)
Eligard®	Z79.818	Long term (current) use of other agents affecting estrogen receptors and estrogen levels
Elinest®	Z79.3	Long term (current) use of hormonal contraceptives
Eliquis®	Z79.01	Long term (current) use of anticoagulants
empagliflozin and metformin	Z79.84	Long term (current) use of oral hypoglycemic drugs
enoxaparin	Z79.01	Long term (current) use of anticoagulants
Enpresse-28®	Z79.3	Long term (current) use of hormonal contraceptives
Enskyce®	Z79.3	Long term (current) use of hormonal contraceptives
Entocort EC®	Z79.52	Long term (current) use of systemic steroids
Envarsus XR®	Z79.899	Other long term (current) drug therapy
eptifibatide	Z79.02	Long term (current) use of antithrombotics/antiplatelets
Errin®	Z79.3	Long term (current) use of hormonal contraceptives
ertapenem	Z79.2	Long term (current) use of antibiotics
Eryc®	Z79.2	Long term (current) use of antibiotics
Erygel®	Z79.2	Long term (current) use of antibiotics
EryPed®	Z79.2	Long term (current) use of antibiotics
Ery-Tab®	Z79.2	Long term (current) use of antibiotics
Erythrocine	Z79.2	Long term (current) use of antibiotics
erythromycin	Z79.2	Long term (current) use of antibiotics
esomeprazole/naproxen	Z79.1	Long term (current) use of non-steroidal anti-inflammatories (NSAID)
Estarylla®	Z79.3	Long term (current) use of hormonal contraceptives
Estrace®	Z79.890	Hormone replacement therapy (postmenopausal)
estradiol, oral	Z79.890	Hormone replacement therapy (postmenopausal)

Appendix B: Symbols for 7th-Character Codes

Adult – Age range is 18–124 years inclusive (e.g., senile delirium, mature cataract); based on Medicare's Outpatient Code Editor (OCE).

H35.3110	H35.3190	H35.3232	M80.011K	M80.021A	M80.029K	M80.039A	M80.042K	M80.052A	M80.061K	M80.071A	M80.079K	T74.01XA	T74.61XA	T76.31XA
H35.3111	H35.3191	H35.3233	M80.011P	M80.021D	M80.029P	M80.039D	M80.042P	M80.052D	M80.061P	M80.071D	M80.079P	T74.01XD	T74.61XD	T76.31XD
H35.3112	H35.3192	H35.3290	M80.011S	M80.021G	M80.029S	M80.039G	M80.042S	M80.052G	M80.061S	M80.071G	M80.079S	T74.01XS	T74.61XS	T76.31XS
H35.3113	H35.3193	H35.3291	M80.012A	M80.021K	M80.031A	M80.039K	M80.049A	M80.052K	M80.062A	M80.071K	M80.08XA	T74.11XA	T74.91XA	T76.51XA
H35.3114	H35.3194	H35.3292	M80.012D	M80.021P	M80.031D	M80.039P	M80.049D	M80.052P	M80.062D	M80.071P	M80.08XD	T74.11XD	T74.91XD	T76.51XD
H35.3120	H35.3210	H35.3293	M80.012G	M80.021S	M80.031G	M80.039S	M80.049G	M80.052S	M80.062G	M80.071S	M80.08XG	T74.11XS	T74.91XS	T76.51XS
H35.3121	H35.3211	M80.00XA	M80.012K	M80.022A	M80.031K	M80.041A	M80.049K	M80.059A	M80.062K	M80.072A	M80.08XK	T74.21XA	T76.01XA	T76.61XA
H35.3122	H35.3212	M80.00XD	M80.012P	M80.022D	M80.031P	M80.041D	M80.049P	M80.059D	M80.062P	M80.072D	M80.08XP	T74.21XD	T76.01XD	T76.61XD
H35.3123	H35.3213	M80.00XG	M80.012S	M80.022G	M80.031S	M80.041G	M80.049S	M80.059G	M80.062S	M80.072G	M80.08XS	T74.21XS	T76.01XS	T76.61XS
H35.3124	H35.3220	M80.00XK	M80.019A	M80.022K	M80.032A	M80.041K	M80.051A	M80.059K	M80.069A	M80.072K	M80.0AXA	T74.31XA	T76.11XA	T76.91XA
H35.3130	H35.3221	M80.00XP	M80.019D	M80.022P	M80.032D	M80.041P	M80.051D	M80.059P	M80.069D	M80.072P	M80.0AXD	T74.31XD	T76.11XD	T76.91XD
H35.3131	H35.3222	M80.00XS	M80.019G	M80.022S	M80.032G	M80.041S	M80.051G	M80.059S	M80.069G	M80.072S	M80.0AXG	T74.31XS	T76.11XS	T76.91XS
H35.3132	H35.3223	M80.011A	M80.019K	M80.029A	M80.032K	M80.042A	M80.051K	M80.061A	M80.069K	M80.079A	M80.0AXK	T74.51XA	T76.21XA	
H35.3133	H35.3230	M80.011D	M80.019P	M80.029D	M80.032P	M80.042D	M80.051P	M80.061D	M80.069P	M80.079D	M80.0AXP	T74.51XD	T76.21XD	
H35.3134	H35.3231	M80.011G	M80.019S	M80.029G	M80.032S	M80.042G	M80.051S	M80.061G	M80.069S	M80.079G	M80.0AXS	T74.51XS	T76.21XS	

AHA Coding Clinic®

C44.1021	C44.1992	R40.2121	R40.2220	R40.2254	R40.2343	S01.411D	S53.031A	S92.331S	S92.334K	S99.112D	T45.525A	T81.40XS	T82.867A	W03.XXXA
C44.1022	H35.3112	R40.2122	R40.2221	R40.2310	R40.2344	S02.611K	S53.031D	S92.332A	S92.334P	S99.112G	T45.615A	T81.41XA	T82.897A	W03.XXXD
C44.1091	H35.3121	R40.2123	R40.2222	R40.2311	R40.2350	S02.66XK	S72.002D	S92.332B	S92.334S	S99.112K	T45.8X5A	T81.41XD	T82.898A	W05.0XXA
C44.1092	H40.1110	R40.2124	R40.2223	R40.2312	R40.2351	S02.91XS	S72.002S	S92.332D	S92.335A	S99.112P	T50.901S	T81.41XS	T83.428A	W06.XXXA
C44.1121	M80.051A	R40.2130	R40.2224	R40.2313	R40.2352	S06.1X0A	S72.141D	S92.332G	S92.335B	S99.112S	T50.905A	T81.42XA	T83.598A	W17.89XD
C44.1122	M80.0AXA	R40.2131	R40.2230	R40.2314	R40.2353	S06.340A	S72.401A	S92.332K	S92.335D	T20.25XS	T50.995A	T81.42XD	T84.021A	W19.XXXA
C44.1191	M84.454A	R40.2132	R40.2231	R40.2320	R40.2354	S06.5X0A	S81.841A	S92.332P	S92.335G	T20.312S	T65.891A	T81.42XS	T84.50XA	W34.00XS
C44.1192	M97.01XA	R40.2133	R40.2232	R40.2321	R40.2360	S06.5X0S	S82.234A	S92.332S	S92.335K	T21.31XD	T67.02XA	T81.43XA	T84.51XA	W50.2XXA
C44.1221	O35.3X0X	R40.2134	R40.2233	R40.2322	R40.2361	S06.5X6A	S82.234D	S92.333A	S92.335P	T23.301S	T71.191A	T81.43XD	T84.52XA	W50.2XXD
C44.1222	O36.80X0	R40.2140	R40.2234	R40.2323	R40.2362	S06.6X0A	S82.251D	S92.333B	S92.335S	T23.302S	T78.49XA	T81.43XS	T84.54XA	X00.0XXD
C44.1291	O60.14X0	R40.2141	R40.2240	R40.2324	R40.2363	S06.6X6A	S83.232A	S92.333D	S92.336A	T24.391A	T80.211A	T81.718A	T85.628A	X00.0XXS
C44.1292	O60.14X1	R40.2142	R40.2241	R40.2330	R40.2364	S06.9X0A	S83.511D	S92.333G	S92.336B	T24.392A	T80.52XA	T82.310A	T88.53XA	X03.0XXS
C44.1321	O60.14X2	R40.2143	R40.2242	R40.2331	R40.2441	S31.613A	S91.012S	S92.333K	S92.336D	T36.8X5A	T80.62XA	T82.330A	T88.6XXA	X04.XXXA
C44.1322	R40.2110	R40.2144	R40.2243	R40.2332	R40.2442	S36.029A	S92.331A	S92.333P	S92.336G	T39.015A	T80.89XA	T82.390A	V00.321A	X08.01XS
C44.1391	R40.2111	R40.2210	R40.2244	R40.2333	S01.02XA	S39.012A	S92.331B	S92.333S	S92.336K	T40.2X5A	T81.19XA	T82.510A	V43.61XA	X50.0XXA
C44.1392	R40.2112	R40.2211	R40.2250	R40.2334	S01.02XD	S42.295A	S92.331D	S92.334A	S92.336P	T40.5X1A	T81.31XA	T82.511A	V43.61XD	X95.9XXA
C44.1921	R40.2113	R40.2212	R40.2251	R40.2340	S01.21XA	S52.532D	S92.331G	S92.334B	S92.336S	T43.592A	T81.32XA	T82.524A	V49.9XXA	Y35.893A
C44.1922	R40.2114	R40.2213	R40.2252	R40.2341	S01.21XD	S52.591S	S92.331K	S92.334D	S99.112A	T45.1X5A	T81.40XA	T82.7XXA	W00.0XXD	
C44.1991	R40.2120	R40.2214	R40.2253	R40.2342	S01.411A	S52.691S	S92.331P	S92.334G	S99.112B	T45.515A	T81.40XD	T82.838A	W01.190A	

Code Exempt From Diagnosis Present on Admission Requirement

The CDC includes thousands of codes that are exempt. Please follow the CDC link shown here to download the most updated Present on Admission (POA) Exempt List (https://ftp.cdc.gov/pub/Health_Statistics/NCHS/Publications/ICD10CM/2022/POAexemptCodesFY22.zip).

Editor's Note: At press time, the most updated list from the CDC was FY 2022.

Complication or Comorbidity (CC) - Based on CMS data

H34.8110	M80.011A	M80.039A	M80.062A	M80.811A	M80.839A	M80.862A	M84.311P	M84.342P	M84.363P	M84.38XP	M84.431P	M84.444P	M84.461P	M84.474P
H34.8111	M80.011K	M80.039K	M80.062K	M80.811K	M80.839K	M80.862K	M84.312K	M84.343K	M84.364K	M84.40XA	M84.432A	M84.445A	M84.462A	M84.475A
H34.8112	M80.011P	M80.039P	M80.062P	M80.811P	M80.839P	M80.862P	M84.312P	M84.343P	M84.364P	M84.40XK	M84.432K	M84.445K	M84.462K	M84.475K
H34.8120	M80.012A	M80.041A	M80.069A	M80.812A	M80.841A	M80.869A	M84.319K	M84.344K	M84.369K	M84.40XP	M84.432P	M84.445P	M84.462P	M84.475P
H34.8121	M80.012K	M80.041K	M80.069K	M80.812K	M80.841K	M80.869K	M84.319P	M84.344P	M84.369P	M84.411A	M84.433A	M84.446A	M84.463A	M84.476A
H34.8122	M80.012P	M80.041P	M80.069P	M80.812P	M80.841P	M80.869P	M84.321K	M84.345K	M84.371K	M84.411K	M84.433K	M84.446K	M84.463K	M84.476K
H34.8130	M80.019A	M80.042A	M80.071A	M80.819A	M80.842A	M80.871A	M84.321P	M84.345P	M84.371P	M84.411P	M84.433P	M84.446P	M84.463P	M84.476P
H34.8131	M80.019K	M80.042K	M80.071K	M80.819K	M80.842K	M80.871K	M84.322K	M84.346K	M84.372K	M84.412A	M84.434A	M84.451A	M84.464A	M84.477A
H34.8132	M80.019P	M80.042P	M80.071P	M80.819P	M80.842P	M80.871P	M84.322P	M84.346P	M84.372P	M84.412K	M84.434K	M84.451K	M84.464K	M84.477K
H34.8190	M80.021A	M80.049A	M80.072A	M80.821A	M80.849A	M80.872A	M84.329K	M84.350K	M84.373K	M84.412P	M84.434P	M84.451P	M84.464P	M84.477P
H34.8191	M80.021K	M80.049K	M80.072K	M80.821K	M80.849K	M80.872K	M84.329P	M84.350P	M84.373P	M84.419A	M84.439A	M84.452A	M84.469A	M84.478A
H34.8192	M80.021P	M80.049P	M80.072P	M80.821P	M80.849P	M80.872P	M84.331K	M84.351K	M84.374K	M84.419K	M84.439K	M84.452K	M84.469K	M84.478K
M48.50XA	M80.022A	M80.051A	M80.079A	M80.822A	M80.851A	M80.879A	M84.331P	M84.351P	M84.374P	M84.419P	M84.439P	M84.452P	M84.469P	M84.478P
M48.51XA	M80.022K	M80.051K	M80.079K	M80.822K	M80.851K	M80.879K	M84.332K	M84.352K	M84.375K	M84.421A	M84.441A	M84.453A	M84.471A	M84.479A
M48.52XA	M80.022P	M80.051P	M80.079P	M80.822P	M80.851P	M80.879P	M84.332P	M84.352P	M84.375P	M84.421K	M84.441K	M84.453K	M84.471K	M84.479K
M48.53XA	M80.029A	M80.052A	M80.08XA	M80.829A	M80.852A	M80.88XA	M84.333K	M84.353K	M84.376K	M84.421P	M84.441P	M84.453P	M84.471P	M84.479P
M48.54XA	M80.029K	M80.052K	M80.08XK	M80.829K	M80.852K	M80.88XK	M84.333P	M84.353P	M84.376P	M84.422A	M84.442A	M84.454A	M84.472A	M84.48XA
M48.55XA	M80.029P	M80.052P	M80.08XP	M80.829P	M80.852P	M80.88XP	M84.334K	M84.359K	M84.377K	M84.422K	M84.442K	M84.454K	M84.472K	M84.48XK
M48.56XA	M80.031A	M80.059A	M80.0AXA	M80.831A	M80.859A	M80.8AXA	M84.334P	M84.359P	M84.377P	M84.422P	M84.442P	M84.454P	M84.472P	M84.48XP
M48.57XA	M80.031K	M80.059K	M80.0AXK	M80.831K	M80.859K	M80.8AXK	M84.339K	M84.361K	M84.378K	M84.429A	M84.443A	M84.459A	M84.473A	M84.50XA
M48.58XA	M80.031P	M80.059P	M80.0AXP	M80.831P	M80.859P	M80.8AXP	M84.339P	M84.361P	M84.378P	M84.429K	M84.443K	M84.459K	M84.473K	M84.50XK
M80.00XA	M80.032A	M80.061A	M80.80XA	M80.832A	M80.861A	M84.30XK	M84.341K	M84.362K	M84.379K	M84.429P	M84.443P	M84.459P	M84.473P	M84.50XP
M80.00XK	M80.032K	M80.061K	M80.80XK	M80.832K	M80.861K	M84.30XP	M84.341P	M84.362P	M84.379P	M84.431A	M84.444A	M84.461A	M84.474A	M84.511A
M80.00XP	M80.032P	M80.061P	M80.80XP	M80.832P	M80.861P	M84.311K	M84.342K	M84.363K	M84.38XK	M84.431K	M84.444K	M84.461K	M84.474K	M84.511K



Thank You for Your Contribution to the Hardship Fund

Supporting your fellow AAPC members in need



Thanks to your book purchase, AAPC will be able to help even more members who face financial difficulty through the Hardship Fund.

The Hardship Fund is a financial aid program created to assist our members with:

- ✓ **Maintaining their membership and certification through membership renewal dues, exam prep tools and more**
- ✓ **Registration for national or regional conferences**
- ✓ **Certain local chapter events**

All awards are based on the availability of funds and the applicant's ability to demonstrate reasonable hardship. A portion of each book sale goes to helping more applicants through their time of need. We appreciate your contribution and your support for your fellow AAPC members.

To learn more about the Hardship Fund and its efforts or apply for financial assistance, **visit aapc.com**.



ICD-10-CM EXPERT 2022



9 781646 312139
ISBN: 978-1-646312-139

E-Book ISBN: 978-1-646312-252