



To: All WRS Users  
From: WRS Support Team  
Date: 01/22/10  
Re: System Update to Waiting Room Solutions

---

The WRS Development Team completed a software update to the Waiting Room Solutions System on January 22, 2010. The updated version of the system includes the following enhancements and added functionality. These have been designed to improve overall system functionality, security and usability. This update includes the following:

#### Medications & Electronic Prescribing

- **Supervisory Setup** – Functionality has been added to allow prescription writing to be setup with a supervisory and rendering (prescribing) provider for all printed/faxed/electronic prescriptions. In this way a nurse or ancillary staff, based on practice protocol, can have a supervisory relationship with a supervising provider for the purpose of writing prescriptions. This function can be setup under **Administration>Medication Setup>Supervising Prescribers**.

The screenshot shows a web-based interface for setting up supervising providers. At the top, there is a navigation bar with tabs for 'Resource Management', 'Patient Merge', 'Practice Setup', 'Scheduler Setup', 'EMR Setup', 'Billing Setup', 'Order Tracking Setup', and 'Medication Setup'. The 'Medication Setup' tab is selected, and a sub-tab 'Supervising Prescribers' is active. Below the navigation bar, the main content area is titled 'Rendering Provider to Supervising Provider'. It contains a table with two columns: 'Rendering Provider' and 'Supervising Provider'. The table has three rows of data. The first row shows 'ANYLOCATION,NP' as the rendering provider and 'DOCTOR,WRS' as the supervising provider. The second row shows 'DOCTOR,WRS' as the rendering provider and 'NONE' as the supervising provider. The third row shows 'GOSHEN,NP' as the rendering provider and 'DOCTOR,WRS' as the supervising provider. Below the table, there is a 'Make Changes' button.

Rendering Provider	Supervising Provider
ANYLOCATION,NP	DOCTOR,WRS
DOCTOR,WRS	NONE
GOSHEN,NP	DOCTOR,WRS

Make Changes

Note that if the supervising provider specified in the above setup does not have a valid DEA number listed under **Administration> Resource Mgmt>Resource Setup>[Provider Name]** the following error message will be presented: **Error: SUPERVISOR\_DEA\_UNAVAILABLE**

- **Unknown Dosage** – An “Unknown Dosage” choice has been added to the drop down menu for all medications. If the patient does not know their dosage, but does know the type of medication you can use this choice. Unknown and user-created medications will now be automatically added to Frequently Prescribed Medications list as frequency of selection dictates.

- **Medication Reconciliation** – This has been added as a right click menu function to permit reconciliation of medication.

PREVIOUS PRESCRIPTIONS/ CURRENT MEDICATIONS			
Previously Prescribed Medications		Administration Date	Print
<input type="checkbox"/>	<a href="#">Amoxicillin 500 mg Cap</a> Take 1 capsule(s) by ORAL route , every 12 hours , for 6 days , 12 capsule(s) & no refills		
<input type="checkbox"/>	<a href="#">Toprol XL 100 mg 24 hr Tab</a> Take 1 tablet(s) by ORAL route , per day , for 30 days , 30 tablet(s) & no refills		
<input type="button" value="Represcribe"/> <input type="button" value="Move To..."/>			
Reported Current Medications		Reconcile Date	Administration Date
<input type="checkbox"/>	<a href="#">Pro Fe 180 mg Cap</a> & no refills	01-20-2010 6:56:PM WRS Admin	
<input type="checkbox"/>	<a href="#">RE Fac-X 2.8 mg-500 mcg-500 mcg Tab</a> & no refills	01-20-2010 6:56:PM WRS Admin	
<input type="button" value="Reconcile"/> <input type="button" value="Move To..."/>			

- **Current Reported & Previously Prescribed Medications** - A new column entitled "Date Reconciled" has been added under a column called "Date Reconciled" before the Administration Date/Time which is a date/time stamp. In addition, a function has been added to the dropdown under "Current Allergies" and "Archived" entitled "Reconcile". Selecting "Reconcile" will create a Date/Time Stamp.
- **Current, Inactive Allergies and Archived Medications** – now display the date/time moved to Current Allergies, Inactive Allergies and Archived Medications.

- **User reporting** - Right click and select View Details to display the user who performed the Medication Reconciliation function and the date of this action.

View Details	
Medication:	Toprol XL 100 mg 24 hr Tab
Archived Date:	01-20-2010 7:04:AM
Archived By:	WRS ADMIN
Archived Reason:	
Comments:	

- **Report the Percent of Encounters** – Under **Administration>Logs>Medication Reconciliation Stats** displays of the overall percent of encounters where the reconciliation was performed for that practice.

Resource Management	Patient Merge	Practice Setup	Scheduler Setup	EMR Setup	Billing Setup	Order Tracking Setup	Medication Setup	System Settings	Logs
Security	Clinical	Emergency Access	Transaction Errors	Medication Reconciliation Stats					
<p>Percent of encounters where reconciliation was performed : 4.1666666666667</p>									

- **Dispense Sample** – Functionality has been added to allow providers to notate that a sample medication has been given to the patient.

ADD PRESCRIPTION/MEDICATION	Dispense Sample
<p>Drug: <input type="text" value="Combination Tab"/></p> <p>Start Date: <input type="text" value="01/20/2010"/> End Date: <input type="text" value="01/20/2010"/></p> <p>Tablet: <input type="text" value="1"/> <input type="text" value="100mg"/></p> <p>Route: <input type="text" value="Oral"/></p> <p>Frequency: <input type="text" value="Daily"/></p> <p>For: <input type="text" value="1"/> days</p> <p>Quantity: <input type="text" value="1"/> <input type="text" value="Tablet(s)"/></p> <p>Refill: <input type="text" value="0"/></p> <p>Comments: <input type="text"/></p> <p>Pharmacy: <input type="text"/></p> <p>ICD Code: <input type="text"/></p> <p><input type="button" value="Add as Prescription"/> <input type="button" value="Add as Current Medication"/></p> <p><input type="button" value="Add as Medication"/> <input type="button" value="Dispense Sample"/></p>	<p>Administration Date: <input type="text" value="01/20/2010"/></p> <p>Expiration Date: <input type="text" value="01/20/2010"/></p> <p>Formulation: <input type="text" value="100mg"/></p> <p>Manufacturer: <input type="text"/></p> <p>Administration Site: <input type="text" value="Office"/></p> <p>Reconciled with: <input type="text"/></p> <p>Reconciled amount: <input type="text"/></p> <p><input type="button" value="Save and Close"/> <input type="button" value="Cancel"/></p>

- **Allergy Review & Potential Interaction** – Right clicking on any Current or Archived Allergy and selecting View Details will display the time and date that the allergy was reconciled.

The screenshot shows a medical interface with several tabs: VITALS, CURRENT ALLERGIES, INACTIVE ALLERGIES, ARCHIVED MEDICATIONS, DRUG HISTORIES \*, GET ELIGIBILITY AND DRUG HISTORY, ALLERGIES/MEDICATIONS INTERACTIONS, and LOG ALLERGY REVIEW. The CURRENT ALLERGIES tab is active, displaying a list of allergies:

Allergy	Reactions	Action
Penicillins		
	Reactions: Rash	<a href="#">deactivate</a>
Chocolate		
	Reactions: Hives	<a href="#">deactivate</a>
Red Dye		
	Reactions: rash	<a href="#">deactivate</a>

Below the list is an "Add Allergy" button.

- **Reason for Overriding Drug/Drug or Drug/Allergy** - The system now provides the ability to capture and maintain at least one reason for overriding any drug-drug or drug-allergy/intolerance interaction warning triggered at the time of medication prescribing/ordering.

The screenshot shows a medical interface with a red header bar labeled "INTERACTIONS". Below the header, there is a section for "Drug Allergy Reactions" with a sub-section for "Amoxicillin ---Penicillins". The "ADD PRESCRIPTION/MEDICATION" tab is active, displaying the following information:

Drug : Amoxicillin 500 mg Cap S

Start Date: 01/20/2010 End Date:

Take 1 capsule(s)

Route: ORAL

Every: 12

☒ hours ☐ times/day ☐ other freq/interval

For: days

Quantity: Qualifier: capsule(s)

Additional Instructions:

Interactions Override Reasons

- ☐ Prescriber aware of interaction
- ☐ Low level interaction
- ☐ Benefits of treatment surpass relative risk of interaction

## Vital Sign Functionality

- Vital Alerts** – Functionality has been added that allows the practice to setup and receive alerts on vitals entered outside of a preset range. The range for these vitals can be setup under **Administration>EMR Management>Vital Sign Management**. A "Low" and "High" numeric field can be added for each vital sign. This will populate WRS Practice with default values.

The screenshot shows the 'Vital Sign Management' window with several tabs: Respirations, Pediatric Reflex, Intraocular Pressure, and Pain Assessment. Each tab contains a table with columns: Field Name, Unit, Numeric, Lower Bound, and Upper Bound.

Field Name	Unit	Numeric	Lower Bound	Upper Bound
Respirations	breaths per Minute	Yes		
Pulse Oximetry	O2 Saturation (%)	Yes		

Field Name	Unit	Numeric	Lower Bound	Upper Bound
Head Circumference	cm	Yes		

Field Name	Unit	Numeric	Lower Bound	Upper Bound
Intraocular Pressure	mmHg	Yes		

Field Name	Unit	Numeric	Lower Bound	Upper Bound
Pain Level (0-10 Scale)		Yes	0.00	10.00

At the bottom, there is a 'Full Vital Sign Range' section with input fields for 'Normal Range Lower Bound' (0.00) and 'Normal Range Upper Bound' (10.00), along with 'Show', 'Apply to default values', and 'Cancel' buttons.

- Vital Value Alert Message** - When a value is less than the low value or greater than the high value then the font of the value turns red and an alert box pops up "Vital Sign Out of Normal Range"

The screenshot shows a patient record interface with a 'Message from webpage' dialog box. The dialog box contains a yellow warning icon and the text 'Vital value out of range', with an 'OK' button.

In the background, the 'Intraocular Pressure' section shows a 'VITAL FIELD' table with 'Intraocular Pressure' and a 'VALUE' field. The 'Pain Assessment' section shows a 'VITAL FIELD' table with 'Pain Level (0-10 Scale)' and a 'VALUE' field. The 'Pain Level (0-10 Scale)' value is 10, which is highlighted in red, indicating it is out of range.

- **Vitals Metric** - A control has been added for unit conversion for temperature, weight and height in Vitals – this can be enabled by pressing the E/M switch link at the top of Vitals section.

VITAL SIGNS

No vital history present for this patient

☐ Vital Graph

E | [M](#)

Height/Weight/BMI

## Co-Signing of Notes

- **Cosign Note** – Functionality has been added to allow a Co-Signer on any note. This can be accessed when viewing a note and/or under the Current Charts area.

Current Charts

7:25:59 AM

Past 3 days

Recall/Retrieve Charts

Today's Charts



Unsigned Charts



My Today's Charts (1)



\* I have 14 unsigned charts in total.



[Show All Today's Charts](#)

Sort By Last Name

Last Name, First Name	Sex	SSN	DOB	Drop / Cosign
<a href="#">Test, Bobby</a>	 	Male	999-99-9999	2009/01/01 <a href="#">Cosign</a>
Visit Note				
Date: Jan 20, 2010 (see <a href="#">logs</a> )				
Last Name, First Name	Sex	SSN	DOB	Drop

 Chart Pulled / Not Assigned
  Chart Assigned

 Chart In Use
  Chart Signed (only viewable)

 View Note
  Super Bill